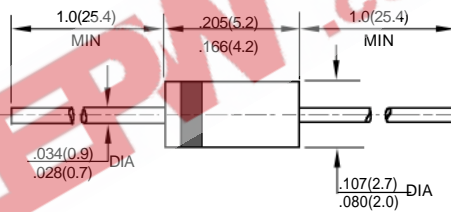


SB120-SB160

肖特基二极管

SCHOTTKY BARRIER DIODES

型号 TYPE	最大反向 峰值电压 Maximum Peak Reverse Voltage	最大平均 正向电流 Maximum Average Rectified Current @ Half-Wave Resistive Load 60Hz		最大正向 浪涌电流 Maximum Forward Peak Surge Current @ 8.3ms Superimposed	最大反向 漏电电流 Maximum Reverse Current @ PRV @ T _A =25°C	最大正向电压 Maximum Forward Voltage @ T _A =25°C		外型尺寸 Package Dimensions
	PRV	I _o @ T _L		I _{FM} (Surge)	I _R	I _{FM}	V _{FM}	
	V _{PK}	A _{AV}	°C	A _{PK}	mAdc	A _{PK}	V _{PK}	
SB120	20	1.0	75	40	0.5	1.0	0.50	DO - 41
SB130	30		75	40	0.5		0.50	
SB140	40		75	40	0.5		0.50	
SB150	50		75	40	0.5		0.7	
SB160	60		75	40	0.5		0.7	



DO - 41

SB120-SB160

肖特基二极管额定值与特性曲线

SCHOTTKY DIODE RATING & CHARACTERISTIC CURVES

FIG. 1 - FORWARD CURRENT DERATING CURVE

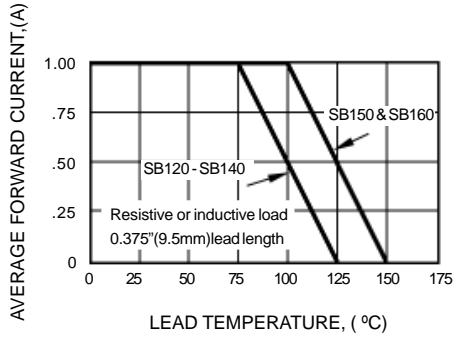


FIG. 2 - MAXIMUM NON-REPETITIVE PEAK FOWARD SURGE CURRENT

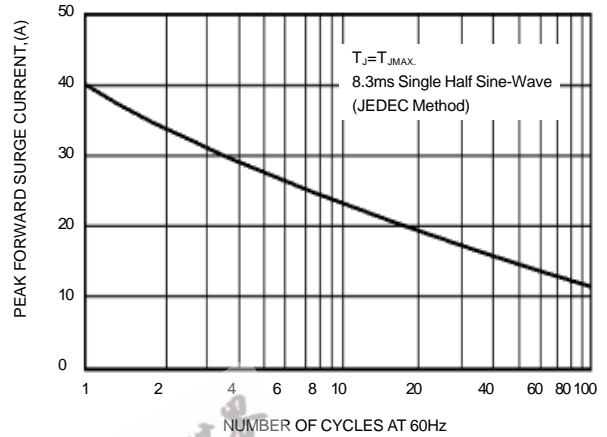


FIG. 3 - TYPICAL INSTANTANEOUS FORWARD CHARACTERISTICS

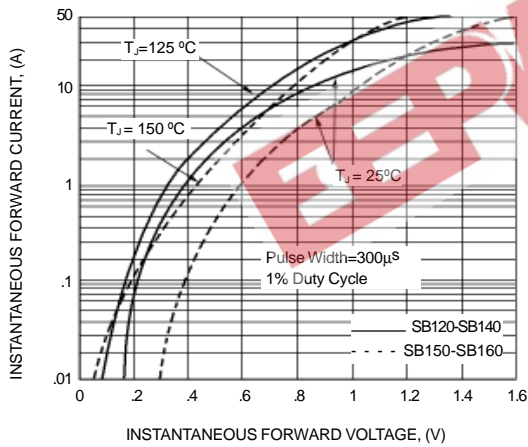


FIG. 4 - TYPICAL REVERSE CHARACTERISTICS

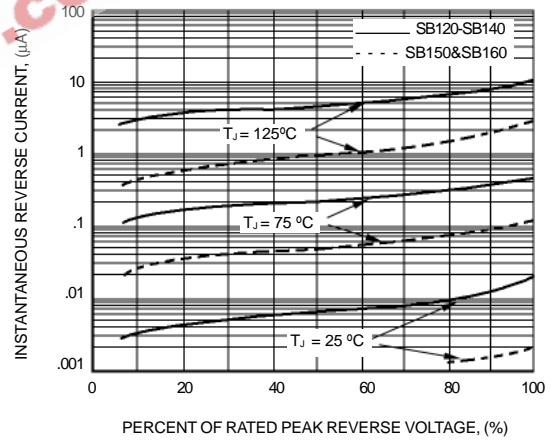


FIG. 5 - TYPICAL JUNCTION CAPACITANCE

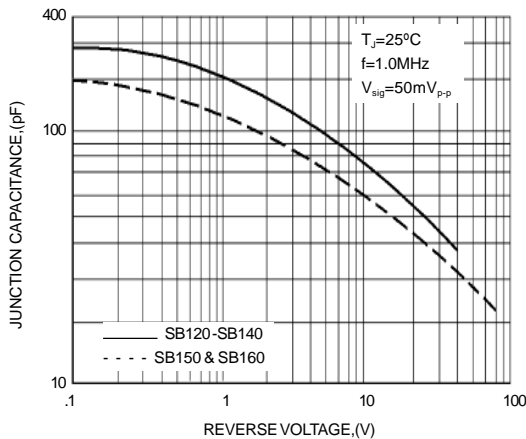


FIG. 6 - TYPICAL TRANSIENT THERMAL IMPEDANCE

