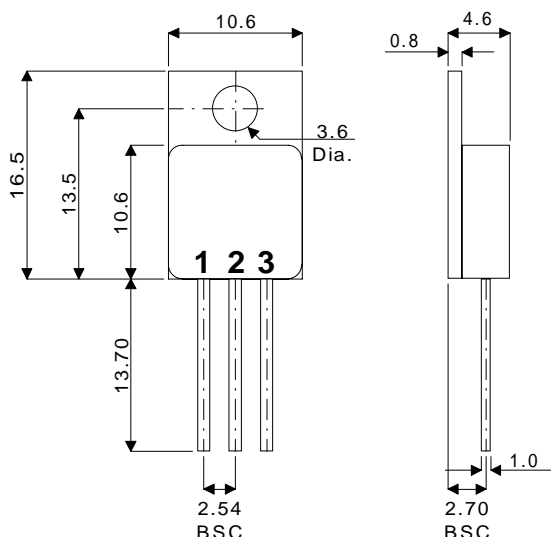


MECHANICAL DATA

Dimensions in mm



TO220 METAL PACKAGE

DUAL SCHOTTKY BARRIER DIODE IN TO220 METAL PACKAGE FOR HI-REL APPLICATIONS

FEATURES

- HERMETIC TO220 METAL PACKAGE
- ISOLATED CASE
- AVAILABLE IN COMMON CATHODE,
COMMON ANODE AND SERIES

VERSIONS

- SCREENING OPTIONS AVAILABLE
- OUTPUT CURRENT 16A
- LOW V_F
- LOW LEAKAGE

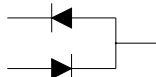
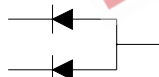
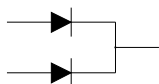
ELECTRICAL CONNECTIONS

Common Cathode Common Anode Series Connection

SB16-45M
SB16-40M

SB16-45AM
SB16-40AM

SB16-45RM
SB16-40RM



1 = A₁ Anode 1
2 = K Cathode
3 = A₂ Anode 2

1 = K₁ Cathode 1
2 = A Anode
3 = K₂ Cathode 2

1 = K₁ Cathode 1
2 = Centre Tap
3 = A₂ Anode

ABSOLUTE MAXIMUM RATINGS (T_{case} = 25°C unless otherwise stated)

	SB16-40M SB16-40AM SB16-40RM	SB16-45M SB16-45AM SB16-45RM
V _{RRM} Peak Repetitive Reverse Voltage	40V	45V
V _{RSM} Peak Non-Repetitive Reverse Voltage	40V	45V
V _R Continuous Reverse Voltage	40V	45V
I _O Output Current	16A	
I _{FSM} Peak Non-Repetitive Surge Current (50Hz)	245A	
T _{STG} Storage Temperature Range	-55°C to 150°C	
T _J Maximum Operating Junction Temperature	150°C/W	

ELECTRICAL CHARACTERISTICS (Per Diode) ($T_{CASE} = 25^{\circ}C$ unless otherwise stated)

Parameter	Test Conditions	Min.	Typ.	Max.	Unit
V_F Forward Voltage	$I_F = 8A$ $T_J = 150^{\circ}C$			0.6	V
	$I_F = 16A$ $T_J = 25^{\circ}C$			0.8	
I_R Reverse Current	$V_R = V_{RRM}$ $T_J = 150^{\circ}C$			30	mA
	$V_R = V_{RRM}$ $T_J = 25^{\circ}C$			500	μA
C_d Junction Capacitance	$V_R = 5 V$ $f = 1 MHz$		500		pF

Pulse test $t_p=300\mu s$ $\delta \leq 2\%$

Parameter		Unit
$R_{TH(j-a)}$	Maximum Thermal Resistance Junction To Case	both diodes 1.4 per diode 2.3
$R_{TH(j-c)}$	Maximum Thermal Resistance Junction To Case	1.3

