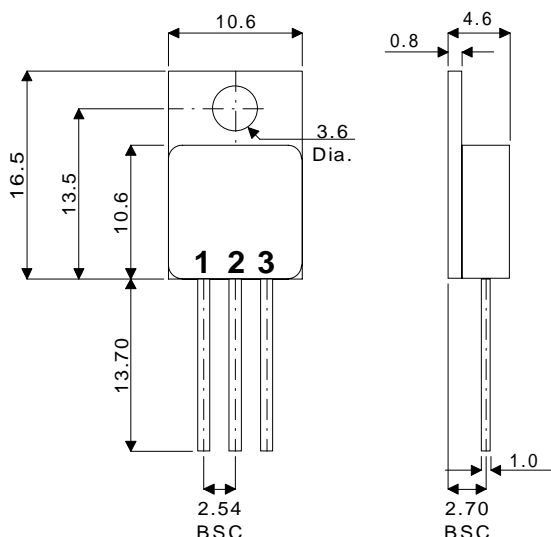


### MECHANICAL DATA

Dimensions in mm



### TO220 METAL PACKAGE

## DUAL SCHOTTKY BARRIER DIODE IN TO220 METAL PACKAGE FOR HI-REL APPLICATIONS

### FEATURES

- HERMETIC TO220 METAL PACKAGE
- ISOLATED CASE
- AVAILABLE IN COMMON CATHODE, COMMON ANODE AND SERIES

### VERSIONS

- SCREENING OPTIONS AVAILABLE
- OUTPUT CURRENT 16A
- LOW  $V_F$
- LOW LEAKAGE

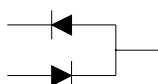
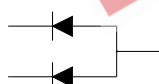
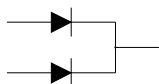
### ELECTRICAL CONNECTIONS

Common Cathode    Common Anode    Series Connection

SB16-45M  
SB16-40M

SB16-45AM  
SB16-40AM

SB16-45RM  
SB16-40RM



1 = A<sub>1</sub> Anode 1  
2 = K Cathode  
3 = A<sub>2</sub> Anode 2

1 = K<sub>1</sub> Cathode 1  
2 = A Anode  
3 = K<sub>2</sub> Cathode 2

1 = K<sub>1</sub> Cathode 1  
2 = Centre Tap  
3 = A<sub>2</sub> Anode

### ABSOLUTE MAXIMUM RATINGS (T<sub>case</sub> = 25°C unless otherwise stated)

	SB16-40M SB16-40AM SB16-40RM	SB16-45M SB16-45AM SB16-45RM
V <sub>RRM</sub> Peak Repetitive Reverse Voltage	40V	45V
V <sub>RSM</sub> Peak Non-Repetitive Reverse Voltage	40V	45V
V <sub>R</sub> Continuous Reverse Voltage	40V	45V
I <sub>O</sub> Output Current	16A	
I <sub>FSM</sub> Peak Non-Repetitive Surge Current (50Hz)	245A	
T <sub>STG</sub> Storage Temperature Range	-55°C to 150°C	
T <sub>J</sub> Maximum Operating Junction Temperature	150°C/W	

**ELECTRICAL CHARACTERISTICS** (Per Diode) ( $T_{CASE} = 25^{\circ}C$  unless otherwise stated)

Parameter	Test Conditions	Min.	Typ.	Max.	Unit
$V_F$ Forward Voltage	$I_F = 8A$ $T_J = 150^{\circ}C$			0.6	V
	$I_F = 16A$ $T_J = 25^{\circ}C$			0.8	
$I_R$ Reverse Current	$V_R = V_{RRM}$ $T_J = 150^{\circ}C$			30	mA
	$V_R = V_{RRM}$ $T_J = 25^{\circ}C$			500	$\mu A$
$C_d$ Junction Capacitance	$V_R = 5 V$ $f = 1 MHz$		500		pF

Pulse test  $t_p=300\mu s$        $\delta \leq 2\%$

Parameter		Unit
$R_{TH(j-a)}$	Maximum Thermal Resistance Junction To Case	both diodes 1.4 per diode 2.3
$R_{TH(j-c)}$	Maximum Thermal Resistance Junction To Case	1.3

