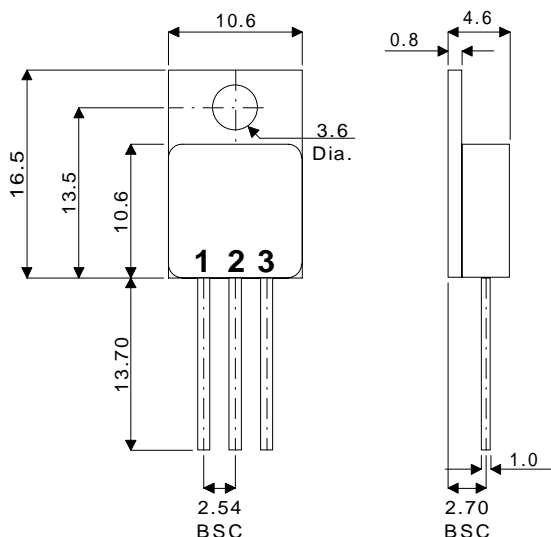


**MECHANICAL DATA**

Dimensions in mm



**TO220 METAL PACKAGE**

**DUAL SCHOTTKY  
BARRIER DIODE IN  
TO220 METAL PACKAGE  
FOR HI-REL APPLICATIONS**

**FEATURES**

- HERMETIC TO220 METAL PACKAGE
- ISOLATED CASE
- SCREENING OPTIONS AVAILABLE
- OUTPUT CURRENT 16A

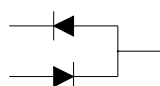
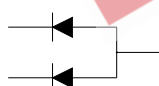
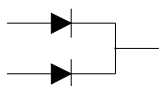
**ELECTRICAL CONNECTIONS**

**Common Cathode    Common Anode    Series Connection**

**SB16-100M**

**SB16-100AM**

**SB16-100RM**



1 = A<sub>1</sub> Anode 1  
2 = K Cathode  
3 = A<sub>2</sub> Anode 2

1 = K<sub>1</sub> Cathode 1  
2 = A Anode  
3 = K<sub>2</sub> Cathode 2

1 = K<sub>1</sub> Cathode 1  
2 = Centre Tap  
3 = A<sub>2</sub> Anode

- LOW V<sub>F</sub>
- LOW LEAKAGE

**ABSOLUTE MAXIMUM RATINGS** (T<sub>case</sub> = 25°C unless otherwise stated)

		SB16-100M SB16-100AM SB16-100RM
V <sub>RRM</sub>	Peak Repetitive Reverse Voltage	100V
V <sub>RSM</sub>	Peak Non-Repetitive Reverse Voltage	100V
V <sub>R</sub>	Continuous Reverse Voltage	100V
I <sub>O</sub>	Output Current	16A
I <sub>FSM</sub>	Peak Non-Repetitive Surge Current (50Hz)	245A
T <sub>STG</sub>	Storage Temperature Range	-55°C to 150°C
T <sub>J</sub>	Maximum Operating Junction Temperature	150°C/W

**ELECTRICAL CHARACTERISTICS** (Per Diode)( $T_{CASE} = 25^{\circ}C$  unless otherwise stated)

Parameter	Test Conditions	Min.	Typ.	Max.	Unit
$V_F$ Forward Voltage	$I_F = 8A$ $T_J = 150^{\circ}C$			0.8	V
	$I_F = 16A$ $T_J = 25^{\circ}C$			1.0	
$I_R$ Reverse Current	$V_R = V_{RRM}$ $T_J = 150^{\circ}C$			30	mA
	$V_R = V_{RRM}$ $T_J = 25^{\circ}C$			500	$\mu A$
$C_d$ Junction Capacitance	$V_R = 5 V$ $f = 1 MHz$		500		pF

Pulse test  $t_p=300\mu s$        $\delta \leq 2\%$

Parameter		Unit
$R_{TH(j-a)}$	Maximum Thermal Resistance Junction To Case	both diodes 1.4 per diode 2.3
$R_{TH(j-c)}$	Maximum Thermal Resistance Junction To Case	1.3