



DATA SHEET

SD103AWS~SD103CWS

SURFACE MOUNT SCHOTTKY BARRIER

VOLTAGE 20 to 40 Volts **CURRENT** 0.35 Amperes

SOD-323

Unit: inch (mm)

FEATURES

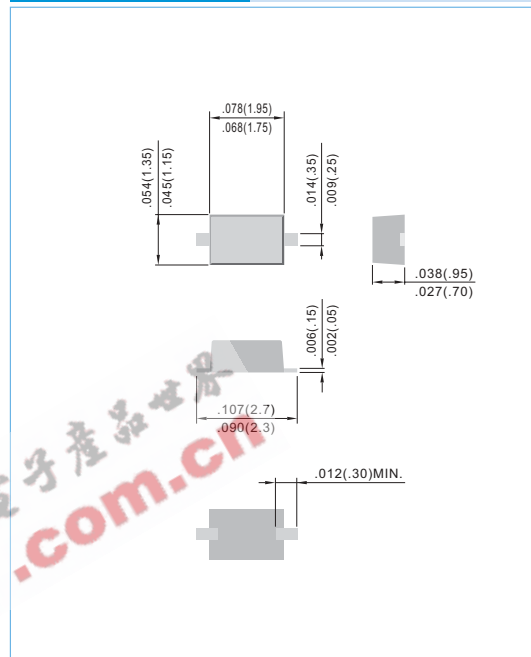
- Low turn-on voltage
- Fast switching
- PN Junction Guard Ring for Transient and ESD Protection.
- Pb free product are available : 99% Sn above can meet Rohs environment substance directive request

MECHANICAL DATA

Case: SOD-323, Plastic

Terminals: Solderable per MIL-STD-202G, Method 208

Approx. Weight: 0.0045 gram



MAXIMUM RATINGS AND ELECTRICAL CHARACTERISTICS

Ratings at 25°C ambient temperature unless otherwise specified. For capacitive load, derate current by 20%.

Parameter	Symbol	SD103AWS	SD103BWS	SD103CWS	Units
Marking Code		S6	S7	S8	
Maximum Recurrent Peak Reverse Voltage	V _{RRM}	40	30	20	V
Maximum RMS Voltage	V _{RMS}	28	21	14	V
Maximum DC Blocking Voltage	V _{DC}	40	30	20	V
Maximum Average Forward Current at Ta=75°C	I _{AV}	0.35			A
Peak Forward Surge Current at 10uS	I _{FSM}	2.0			A
Maximum Instantaneous Forward Voltage	V _F	0.37@0.02A 0.60@0.2A			V
Maximum Reverse Current	I _R	5.0@30V	5.0@20V	5.0@10V	uA
Typical Junction Capacitance at VR=0V	C _J	50			pF
Maximum Thermal Resistance	R _{θJA}	300			°C / W
Operating Junction and Storage Temperature Range	T _J	-55 to +125			°C



RATING AND CHARACTERISTIC CURVES

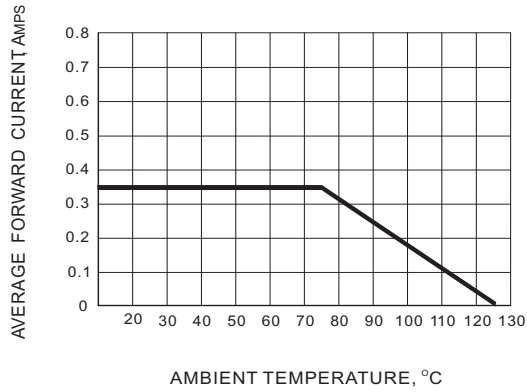


Fig.1 FORWARD CURRENT DERATING CURVE

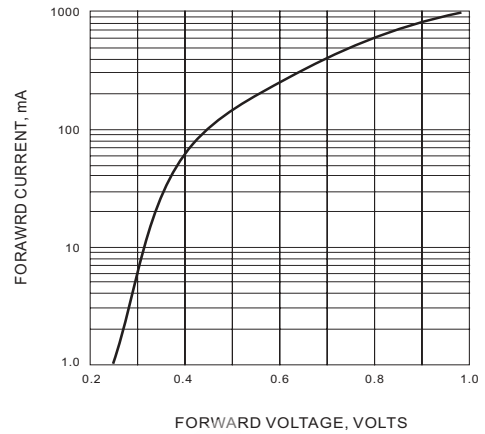


Fig.2 TYPICAL FORWARD CHARACTERISTIC

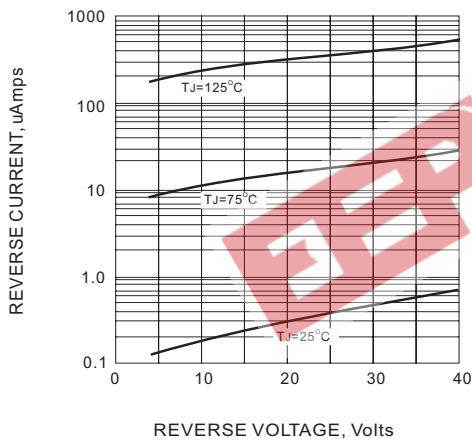


Fig.3 TYPICAL REVERSE CURRENT

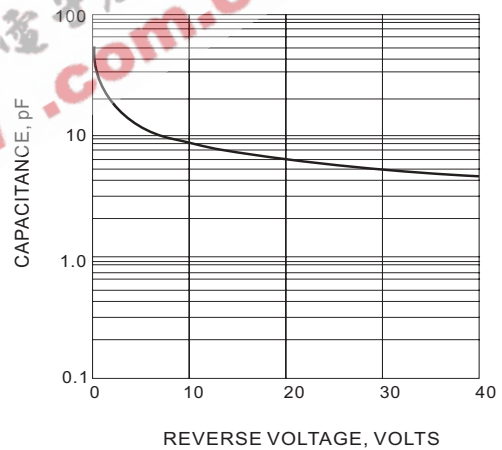


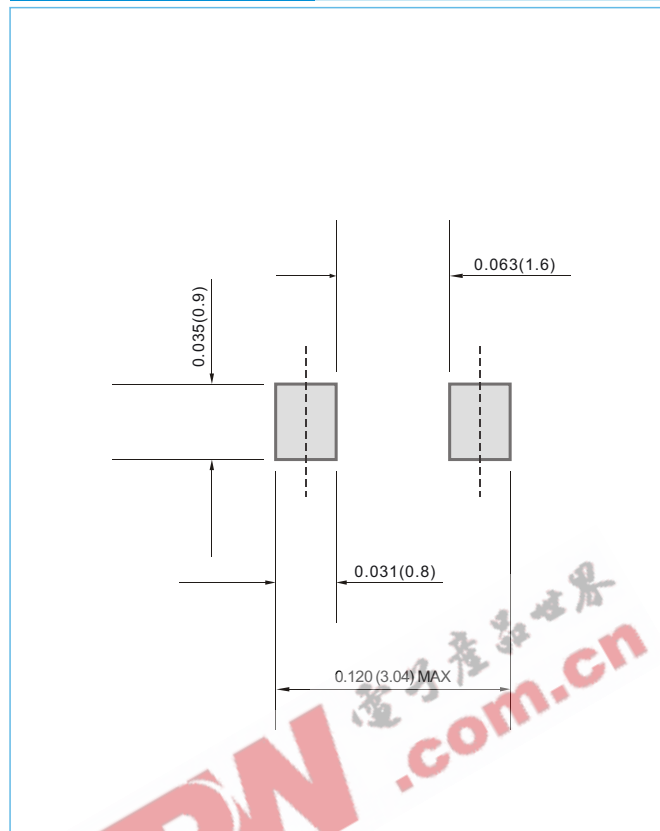
Fig.4 TYPICAL JUNCTION CAPACITANCE



MOUNTING PAD LAYOUT

SOD-323

Unit: inch (mm)



ORDER INFORMATION

- Packing information
 - T/R - 12K per 13" plastic Reel
 - T/R - 5.0K per 7" plastic Reel

LEGAL STATEMENT

IMPORTANT NOTICE

This information is intended to unambiguously characterize the product in order to facilitate the customer's evaluation of the device in the application. The information will help the customer's technical experts determine that the device is compatible and interchangeable with similar devices made by other vendors. The information in this data sheet is believed to be reliable and accurate. The specifications and information herein are subject to change without notice. New products and improvements in products and product characterization are constantly in process. Therefore, the factory should be consulted for the most recent information and for any special characteristics not described or specified.

Copyright Pan Jit International Inc. 2003

All rights reserved. Reproduction in whole or in part is prohibited without the prior written consent of the copyright owner.

The information presented in this document does not form part of any quotation or contract. The information presented is believed to be accurate and reliable, and may change without notice in advance. No liability will be accepted by the publisher for any consequence of use. Publication thereof does not convey nor imply any license under patent or other industrial or intellectual property rights.