

DESCRIPTION

The SD1144 is a 12.5 V Class C epitaxial silicon NPN planar transistor designed primarily for UHF communications. This device utilizes improved metallization to achieve infinite VSWR at rated operating conditions.

IMPORTANT: For the most current data, consult MICROSEMI's website: <http://www.microsemi.com>

KEY FEATURES

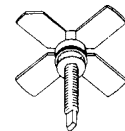
- 470 MHz
- 12.5 Volts
- Common Emitter
- Collector Efficiency 60%
- $P_{OUT} = 2.0$ W Min.
- $G_p = 9$ dB Gain

APPLICATIONS/BENEFITS

- UHF Mobile Applications

ABSOLUTE MAXIMUM RATINGS (T_{case} = 25°C)

Symbol	Parameter	Value	Unit
V _{CBO}	Collector-Base Voltage	36	V
V _{CEO}	Collector-Emitter Voltage	16	V
V _{CES}	Collector-Emitter Voltage	36	V
V _{EBO}	Emitter-Base Voltage	4.0	V
I _C	Device Current	0.4	A
P _{DISS}	Power Dissipation	5.0	W
T _J	Junction Temperature	+200	°C
T _{STG}	Storage Temperature	-65 to +150	°C

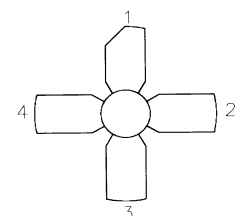


.280 4L STUD (M122)
epoxy sealed

THERMAL DATA

R _{TH(j-c)}	Junction-Case Thermal Resistance	35	°C/W
----------------------	----------------------------------	----	------

PIN CONNECTION



1. Collector 3. Base
2. Emitter 4. Emitter

STATIC ELECTRICAL SPECIFICATIONS (T_{CASE} = 25°C)

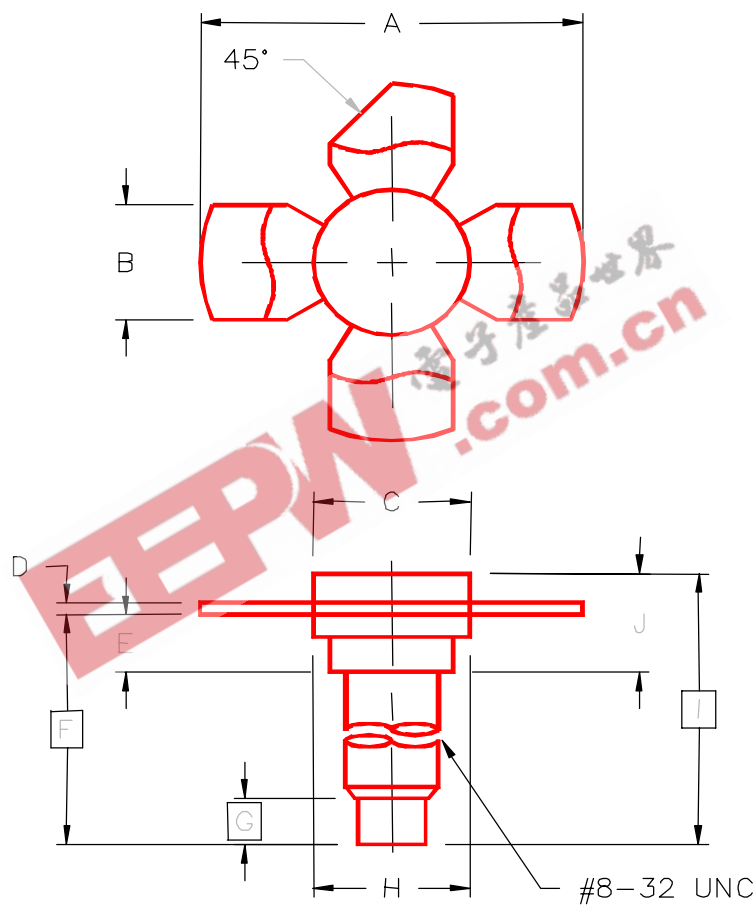
Symbol	Test Conditions	SD1144			Units
		Min.	Typ.	Max.	
BV_{CES}	I_C = 50 mA V_{BE} = 0 V	36	—	—	V
BV_{CEO}	I_C = 50 mA I_B = 0 mA	16	—	—	V
BV_{EBO}	I_E = 1 mA I_C = 0 mA	4.0	—	—	V
I_{CBO}	V_{CB} = 15 V I_E = 0 mA	—	—	1.0	mA
h_{FE}	V_{CE} = 5 V I_C = 100 mA	20	—	200	—

DYNAMIC ELECTRICAL SPECIFICATIONS (T_{CASE} = 25°C)

Symbol	Test Conditions	SD1144			Units
		Min.	Typ.	Max.	
P_{OUT}	f = 470 MHz P_{IN} = 0.25 W V_{CE} = 12.5 V	2.0	—	—	W
G_P	f = 470 MHz P_{IN} = 0.25 W V_{CE} = 12.5 V	9.0	—	—	dB
η_C	f = 175 MHz P_{IN} = 0.25 W V_{CE} = 12.5 V	60	—	—	%
C_{OB}	f = 1 MHz V_{CB} = 12.5 V	—	—	15	pF

IMPEDANCE DATA

Freq.	Z _{IN} (Ω)	Z _{CL} (Ω)
470 MHz	2.24 + j 6.5	13.0 - j 8.65

PACKAGE STYLE M122


	MINIMUM INCHES/MM	MAXIMUM INCHES/MM		MINIMUM INCHES/MM	MAXIMUM INCHES/MM
A	1.010/25,65	1.055/26,80	I	.640/16,26	
B	.220/5,59	.230/5,84	J	.175/4,45	.217/5,51
C	.270/6,86	.285/7,24			
D	.003/0,08	.007/0,18			
E	.117/2,97	.137/3,48			
F	.572/14,53				
G	.130/3,30				
H	.275/6,99	.285/7,24			



RF PRODUCTS DIVISION

SD1144

RF & MICROWAVE TRANSISTORS

PRODUCT PREVIEW

EEPW 电子产品世界
.com.cn