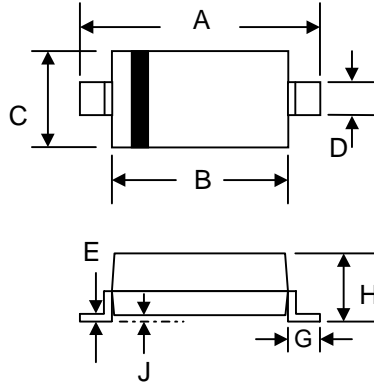


## Features

- Low Turn-on Voltage
- Fast Switching
- PN Junction Guard Ring for Transient and ESD Protection
- Designed for Surface Mount Application
- Plastic Material – UL Recognition Flammability Classification 94V-O



SOD-123		
Dim	Min	Max
A	3.6	3.9
B	2.5	2.8
C	1.4	1.8
D	0.5	0.7
E	—	0.2
G	0.4	—
H	0.95	1.35
J	—	0.12
All Dimensions in mm		

## Mechanical Data

- Case: SOD-123, Molded Plastic
- Terminals: Plated Leads Solderable per MIL-STD-202, Method 208
- Polarity: Cathode Band
- Weight: 0.01 grams (approx.)
- Marking: SD103AW S6  
SD103BW S7  
SD103CW S8
- **Lead Free: For RoHS / Lead Free Version, Add “-LF” Suffix to Part Number, See Page 4**

## Maximum Ratings @ $T_A=25^\circ\text{C}$ unless otherwise specified

Characteristic	Symbol	SD103AW	SD103BW	SD103CW	Unit
Peak Repetitive Reverse Voltage	$V_{RRM}$	40	30	20	V
Working Peak Reverse Voltage	$V_{RWM}$				
DC Blocking Voltage	$V_R$				
Forward Continuous Current (Note 1)	$I_F$	350			mA
Non-Repetitive Peak Forward Surge Current @ $t < 1.0\text{s}$	$I_{FSM}$	2.0			A
Power Dissipation	$P_d$	410			mW
Typical Thermal Resistance, Junction to Ambient Air (Note 1)	$R_{\theta JA}$	300			$^\circ\text{C/W}$
Operating and Storage Temperature Range	$T_j, T_{STG}$	-65 to +125			$^\circ\text{C}$

## Electrical Characteristics @ $T_A=25^\circ\text{C}$ unless otherwise specified

Characteristic	Symbol	All Types	Unit	Test Condition
Forward Voltage Drop	$V_{FM}$	0.37 0.60	V	@ $I_F = 20\text{mA}$ @ $I_F = 200\text{mA}$
Peak Reverse Leakage Current	$I_{RM}$	5.0	$\mu\text{A}$	@ Rated DC Blocking Voltage
Typical Junction Capacitance	$C_j$	50	pF	$V_R = 0\text{V}, f = 1.0\text{MHz}$
Typical Reverse Recovery Time	$t_{rr}$	10	nS	$I_F = I_R = 50\text{mA to } 200\text{mA}$ $I_{RR} = 0.1 \times I_R, R_L = 100\Omega$

Note: 1. Valid provided that terminals are kept at ambient temperature.

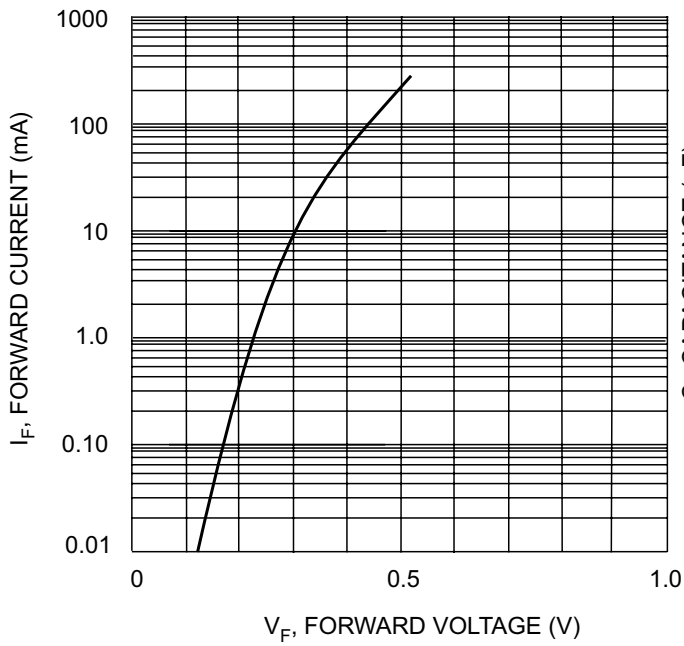


Fig. 1 Typical Forward Characteristics

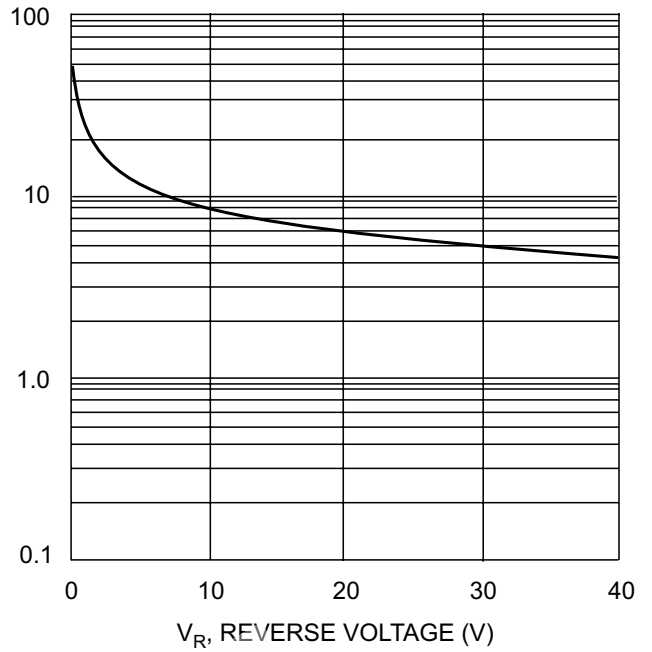


Fig. 2 Typ. Junction Capacitance vs Reverse Voltage

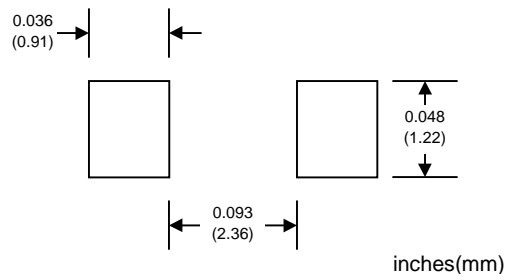
EEPW 电子产品世界 .com.cn

## MARKING INFORMATION



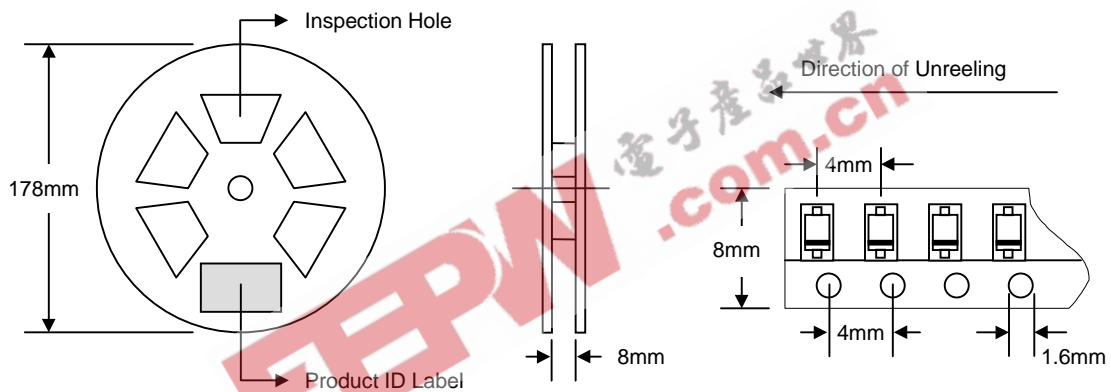
Cathode = Polarity Band  
 Sx = Device Code  
 x = 6 (SD103AW)  
       7 (SD103BW)  
       8 (SD103CW)

## RECOMMENDED FOOTPRINT



## PACKAGING INFORMATION

### TAPE & REEL



Reel Diameter (mm)	Quantity (PCS)	Inner Box Size L x W x H (mm)	Quantity (PCS)	Carton Size L x W x H (mm)	Quantity (PCS)	Approx. Gross Weight (KG)
178	3,000	187 x 187 x 65	15,000	390 x 240 x 420	150,000	10.0

**Note:** 1. Anti-static plastic reel, white, water clear or blue color. Inspection hole might be varied in different alignment.  
 2. Components are packed in accordance with EIA standard 481-1 and 481-2.

## ORDERING INFORMATION

Product No.	Package Type	Shipping Quantity
SD103AW-T1	SOD-123	3000/Tape & Reel
SD103BW-T1	SOD-123	3000/Tape & Reel
SD103CW-T1	SOD-123	3000/Tape & Reel

1. Shipping quantity given is for minimum packing quantity only. For minimum order quantity, please consult the Sales Department.
2. **To order RoHS / Lead Free version (with Lead Free finish), add "-LF" suffix to part number above. For example, SD103AW-T1-LF.**

EEPW 电子產品世界  
.com.cn

Won-Top Electronics Co., Ltd (WTE) has checked all information carefully and believes it to be correct and accurate. However, WTE cannot assume any responsibility for inaccuracies. Furthermore, this information does not give the purchaser of semiconductor devices any license under patent rights to manufacturer. WTE reserves the right to change any or all information herein without further notice.

**WARNING:** DO NOT USE IN LIFE SUPPORT EQUIPMENT. WTE power semiconductor products are not authorized for use as critical components in life support devices or systems without the express written approval.

**Won-Top Electronics Co., Ltd.**

No. 44 Yu Kang North 3rd Road, Chine Chen Dist., Kaohsiung, Taiwan

**Phone:** 886-7-822-5408 or 886-7-822-5410

**Fax:** 886-7-822-5417

**Email:** sales@wontop.com

**Internet:** <http://www.wontop.com>

*We power your everyday.*