



DATA SHEET

SD103AW~SD103CW

SURFACE MOUNT SCHOTTKY BARRIER

VOLTAGE 20 to 40 Volts **CURRENT** 0.35 Amperes

SOD-123

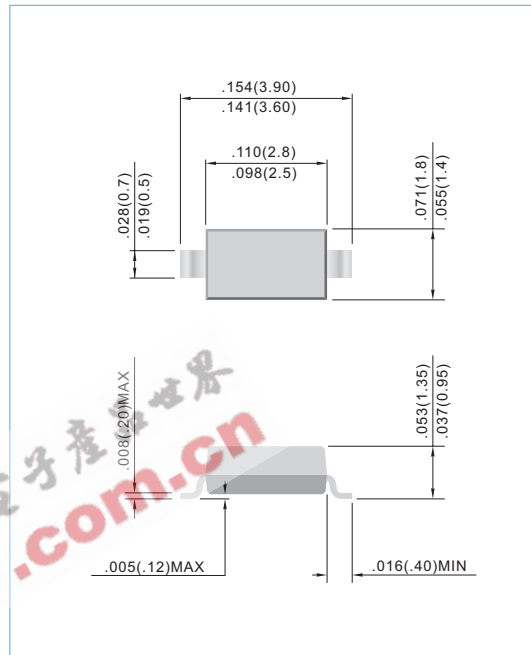
Unit: inch (mm)

FEATURES

- Low turn-on voltage
- Fast switching
- PN Junction Guard Ring for Transient and ESD Protection.
- Both normal and Pb free product are available :
Normal : 80~95% Sn, 5~20% Pb
Pb free: 98.5% Sn above

MECHANICAL DATA

Case: SOD-123, Plastic
Terminals: Solderable per MIL-STD-202, Method 208
Approx. Weight: 0.0045 gram



MAXIMUM RATINGS AND ELECTRICAL CHARACTERISTICS

Ratings at 25°C ambient temperature unless otherwise specified. For capacitive load, derate current by 20%.

Parameter	Symbol	SD103AW	SD103BW	SD103CW	Units
Marking Code		S6	S7	S8	
Maximum Recurrent Peak Reverse Voltage	V _{RRM}	40	30	20	V
Maximum RMS Voltage	V _{RMS}	28	21	14	V
Maximum DC Blocking Voltage	V _{DC}	40	30	20	V
Maximum Average Forward Current at Ta=75°C	I _{AV}	0.35			A
Peak Forward Surge Current at 10uS	I _{FSM}	2.0			A
Maximum Instantaneous Forward Voltage	V _F	0.37 @ 0.02A 0.60 @ 0.2A			V
Maximum Reverse Current	I _R	5.0 @ 30V	5.0 @ 20V	5.0 @ 10V	uA
Typical Junction Capacitance at VR=0V	C _J	50			pF
Maximum Thermal Resistance	R _{θJA}	300			°C / W
Operating Junction and Storage Temperature Range	T _J	-55 to +125			°C



RATING AND CHARACTERISTIC CURVES

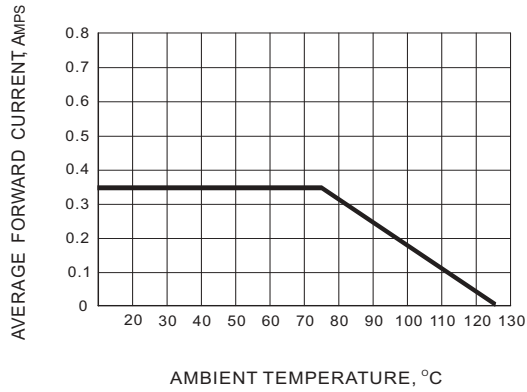


Fig.1 FORWARD CURRENT DERATING CURVE

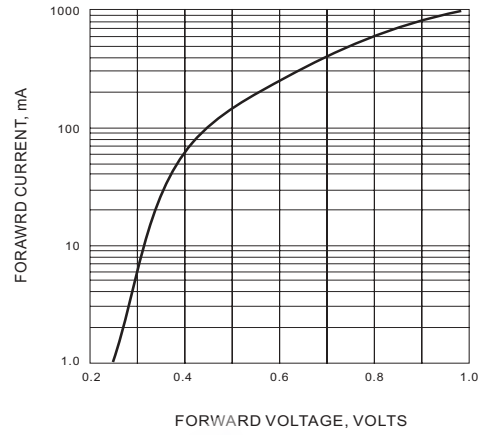


Fig.2 TYPICAL FORWARD CHARACTERISTIC

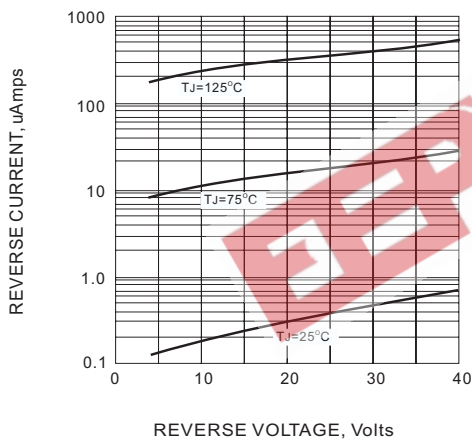


Fig.3 TYPICAL REVERSE CURRENT

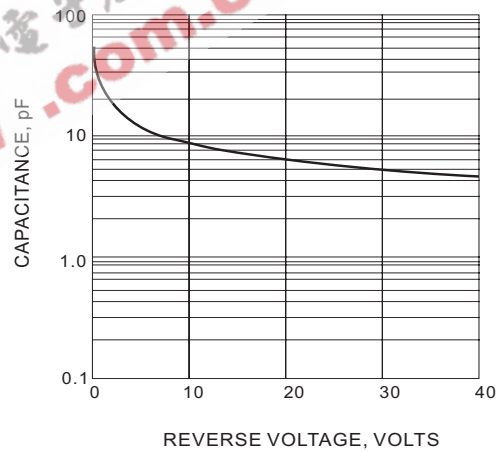


Fig.4 TYPICAL JUNCTION CAPACITANCE