

# Gas Discharge Tubes

High Performance Beta Range

## RoHS Greentube™ SL1003 Series Gas Plasma Arresters

The SL1003 series has been especially developed for Broadband equipment. Unique design features offer high levels of performance on fast rising transients in the domain of 100V/μS to 1KV/μS, which are those most likely from induced Lightning disturbances. These devices have Ultra low capacitance ( typically 1.2pF or less ) and present insignificant signal losses up to 1.5GHz. These devices are extremely robust and are able to divert a 5000A pulse without destruction. For AC Power Cross of long duration, overcurrent protection is recommended.

### FEATURES

- RoHS compliant
- Low insertion loss
- Surface mountable
- 5KA surge capability tested with 8/20μS pulse as defined by IEC 61000-4-5
- GHz working frequency.
- Excellent response to fast rising transients.
- Can be used to meet Telcordia GR1089 without series resistance
- 10/700 6KV capability, as per ITUT k.21, enhanced test level
- 2000 Amp 2/10μS surge rating

### Applications:

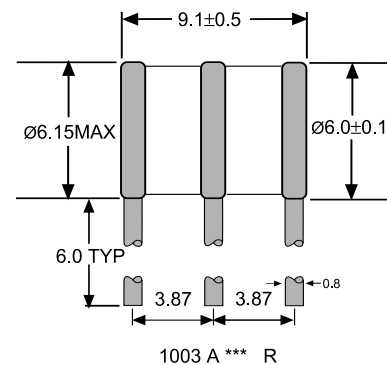
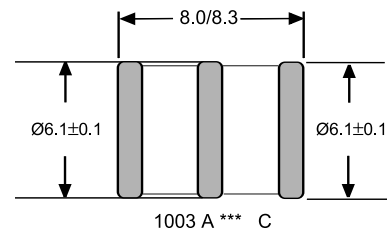
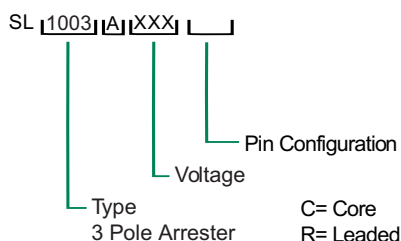
- Broadband equipment.
- ADSL equipment.
- XDSL equipment.
- Satellite and CATV equipment.
- General telecom equipment.



3 ELECTRODE GDT

GRAPHICAL SYMBOL

### ORDERING INFORMATION



All dimensions in mm

# Gas Discharge Tubes

High Performance Beta Range

## RoHS Greentube™ SL1003 Series Gas Plasma Arresters



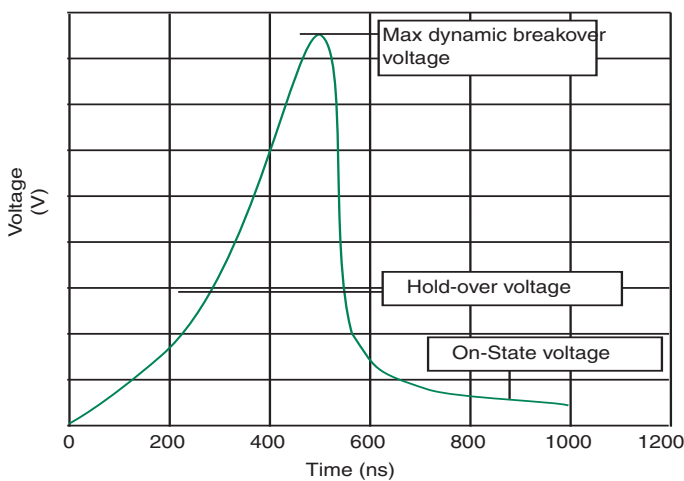
LITTELFUSE 3 TERMINAL MINI ARRESTER SERIES  
TOTALLY NON-RADIOACTIVE, UL RECOGNIZED

Part Number	DC Voltage @100V/sec (V)	Max Dynamic Breakover Voltage @ 100 V/ $\mu$ s (Vbr)	Max Dynamic Breakover Voltage @ 1 kV/ $\mu$ s (Vbr)	Max Repetitive Impulse Discharge Current <sup>2</sup> (kA)	Insulation Resistance <sup>7</sup> ( $\Omega$ )	Alternating Discharge Current <sup>2</sup> (A)	Max Capacitance <sup>4</sup> (pF)	Holdover Voltage <sup>1</sup> (V)	Nominal On-State Voltage @ 1A (V)
SL1003A090	90	600	700	5	1x10 <sup>9</sup> @50V	5	1.2	50	20
SL1003A230	230	350	500	5	1x10 <sup>9</sup> @100V	5	1.2	135	20
SL1003A250	250	400	600	5	1x10 <sup>9</sup> @100V	5	1.2	135	20
SL1003A260	260	420	600	5	1x10 <sup>9</sup> @100V	5	1.2	135	20
SL1003A300	300	450	650	5	1x10 <sup>9</sup> @100V	5	1.2	135	20
SL1003A350	350	500	700	5	1x10 <sup>9</sup> @100V	5	1.2	135	20
SL1003A400	400	550	800	5	1x10 <sup>9</sup> @100V	5	1.2	135	20
SL1003A450	450	650	800	5	1x10 <sup>9</sup> @100V	5	1.2	135	20

**Notes:**

- (1) Tested according to ITU-T Rec.K12
- (2) 10 shots, 8/20 $\mu$ s wave form per IEC 61000-4-5
- (3) Measured @ 100 Volts
- (4) Measured @ 1 MHz, 0 volt bias
- (5) Measured with 2/10 $\mu$ s wave form
- (6) Measured with 10/350 $\mu$ s wave form
- (7) Measured @ 100VDC except 90V which is measured at 50VDC

**Voltage vs Time Characteristic**



Typical Insertion loss figures
@1.0 GHz = 0.01dB
@1.4 GHz = 0.1dB
@1.8 GHz = 0.53dB
@2.1 GHz = 0.81dB
@2.45 GHz = 1.0dB
@2.8 GHz = 1.2dB
@3.1 GHz = 1.5dB
@3.5 GHz = 2.1dB

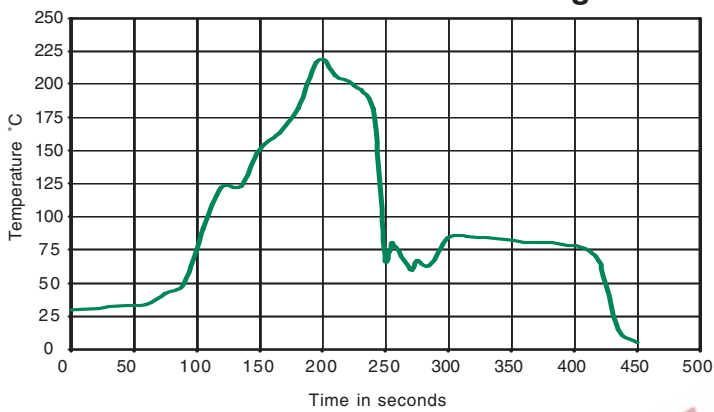
# Gas Discharge Tubes

High Performance Beta Range

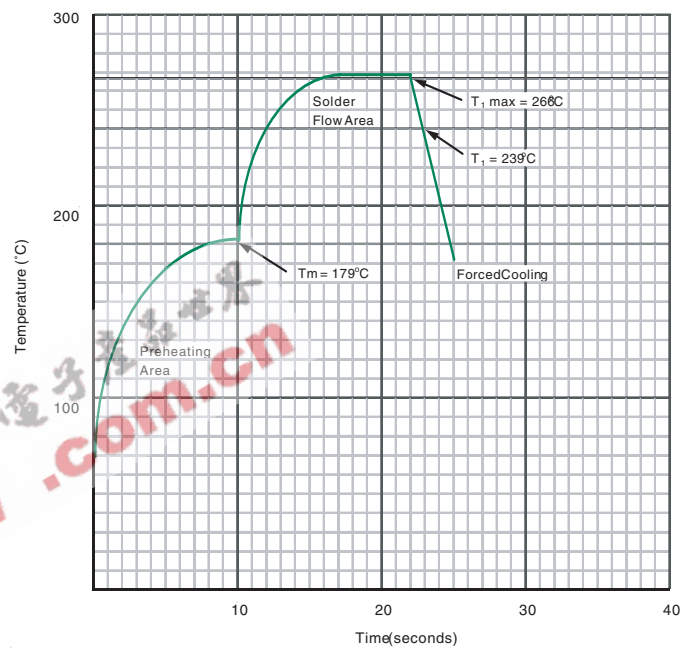
## RoHS Greentube™ SL1003 Series Gas Plasma Arresters



Profile for reflow soldering



Profile for wave soldering



**Notes:**

T<sub>1</sub> max = Maximum Tab Temperature = 266°C

T<sub>1</sub> = Flow Temperature of Solder = 239°C

T<sub>m</sub> = Melting Point of Solder = 179°C

T<sub>amb</sub> = 25°C

Maximum permissible rate of temperature change = °C / sec