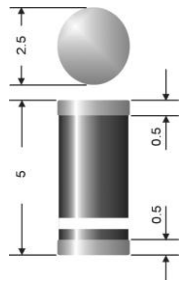


SM 4001...SM 4007



Surface mount diode

Standard silicon rectifier diodes

SM 4001...SM 4007

Forward Current: 1 A

Reverse Voltage: 50 to 1000 V

Features

- Max. solder temperature: 260°C
- Plastic material has UL classification 94V-0

Mechanical Data

- Plastic case Melf / DO-213AB
- Weight approx.: 0,12 g
- Terminals: plated terminals solderable per MIL-STD-750
- Mounting position : any
- Standard packaging: 5000 pieces per reel

1) Max. temperature of the terminals $T_T = 75$ °C

2) $I_F = 1$ A, $T_j = 25$ °C

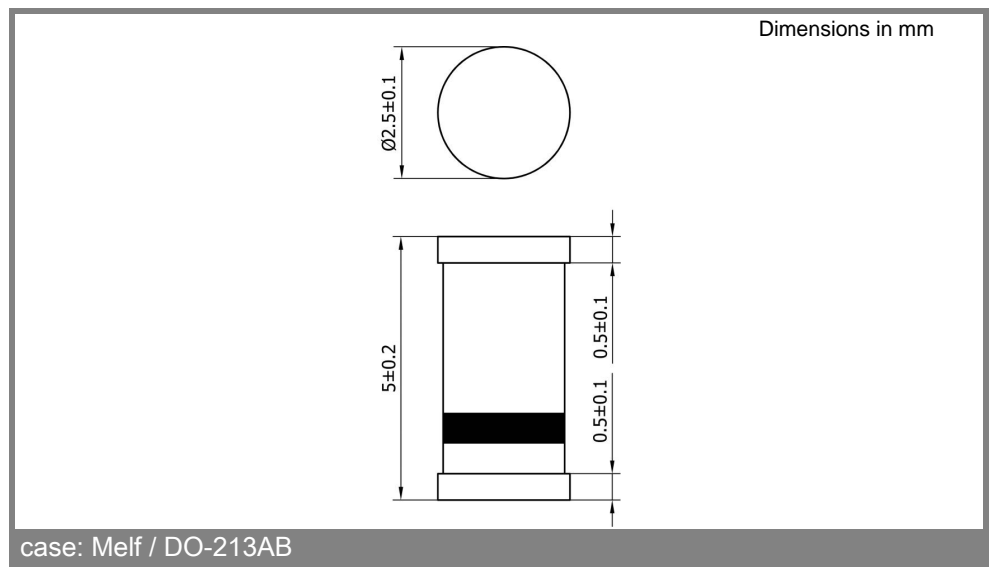
3) $T_A = 25$ °C

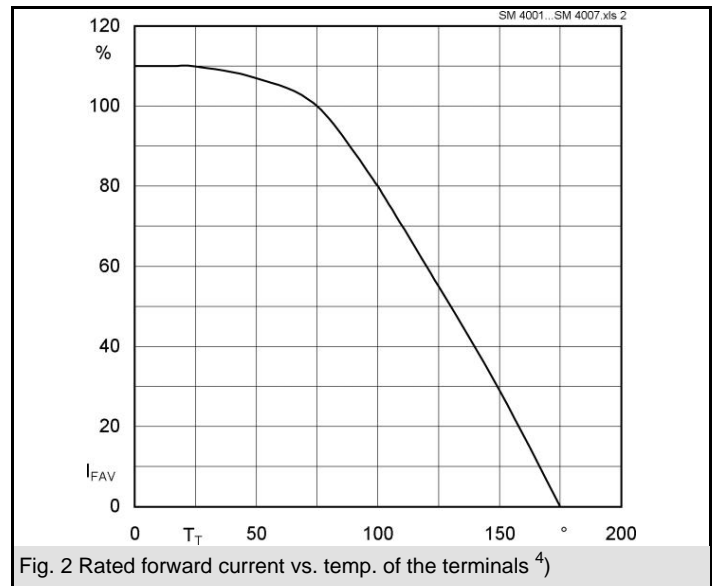
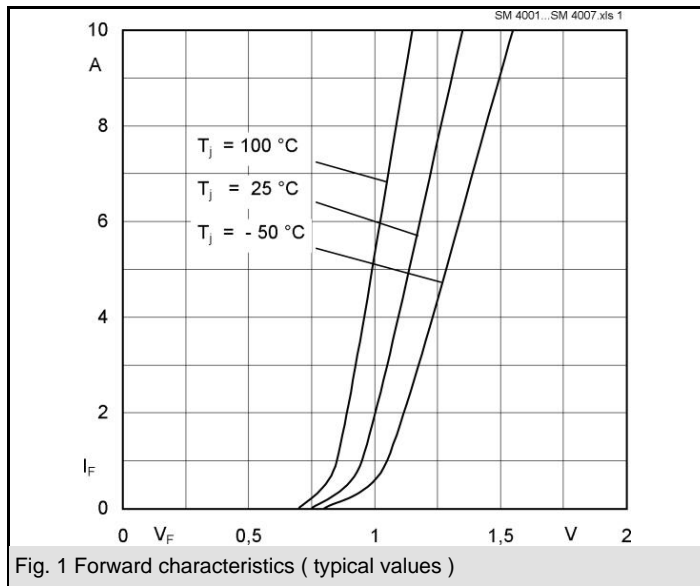
4) Mounted on P.C. board with 25 mm² copper pads at each terminal

Type	Polarity color band	Repetitive peak reverse voltage V_{RRM} V	Surge peak reverse voltage V_{RSM} V	Maximum forward voltage $T_j = 25$ °C $I_F = 1$ A $V_F^{(2)}$ V	Maximum reverse recovery time $I_F = -A$ $I_R = -A$ $I_{RR} = -A$ t_{rr} ns
SM 4001	-	50	50	1,1	-
SM 4002	-	100	100	1,1	-
SM 4003	-	200	200	1,1	-
SM 4004	-	400	400	1,1	-
SM 4005	-	600	600	1,1	-
SM 4006	-	800	800	1,1	-
SM 4007	-	1000	1000	1,1	-

Absolute Maximum Ratings		$T_c = 25$ °C, unless otherwise specified	
Symbol	Conditions	Values	Units
I_{FAV}	Max. averaged fwd. current, R-load, $T_T = 75$ °C	1	A
I_{FRM}	Repetitive peak forward current $f > 15$ Hz ¹⁾	10	A
I_{FSM}	Peak fwd. surge current 50 Hz half sinus-wave ³⁾	40	A
I^2t	Rating for fusing, $t < 10$ ms ³⁾	8	A ² s
R_{thA}	Max. thermal resistance junction to ambient ⁴⁾	45	K/W
R_{thT}	Max. thermal resistance junction to terminals	10	K/W
T_j	Operating junction temperature	-50...+175	°C
T_s	Storage temperature	-50...+175	°C

Characteristics		$T_c = 25$ °C, unless otherwise specified	
Symbol	Conditions	Values	Units
I_R	Maximum leakage current, $T_j = 25$ °C; $V_R = V_{RRM}$	<5	µA
	$T_j = 100$ °C; $V_R = V_{RRM}$	<50	µA
C_j	Typical junction capacitance (at MHz and applied reverse voltage of V)	-	pF
Q_{rr}	Reverse recovery charge ($U_R = V$; $I_F = A$; $dI_F/dt = A/ms$)	-	µC
E_{RSM}	Non repetitive peak reverse avalanche energy ($I_R = mA$; $T_j =$ °C; inductive load switched off)	-	mJ





EEPW 电子产品世界 .com.cn