

DATA SHEET

PIN Diode Chips Supplied on Film Frame

Features

- Designed for high-performance switch and attenuator applications
- Preferred device for module applications
- PIN diodes supplied 100% tested, sawn, mounted on film frame
- Low cost
- Available lead (Pb)-free, RoHS-compliant, and Green



Description

The SMP series of PIN diodes is designed for high-volume switch applications from 10 MHz to beyond 2 GHz. The low current, low capacitance performance of these diodes makes the SMP series particularly suited for battery-operated circuits, power amplifier modules, VCO, T/R switches and other applications. The SMP1302-099 and SMP1304-099 parts are designed as low-distortion attenuators used in TV distribution and cellular base station applications.

NEW Skyworks Green products are lead (Pb)-free, RoHS (Restriction of Hazardous Substances)-compliant, conform to the EIA/EICTA/JEITA Joint Industry Guide (JIG) Level A guidelines, and are free from antimony trioxide and brominated flame retardants.



Absolute Maximum Ratings

Characteristic	Value
Reverse voltage (V_R)	50 V
Power dissipation @ 25 °C at the base of the chip	250 mW
Storage temperature	-65 °C to +150 °C
Operating temperature	-65 °C to +150 °C
ESD human body model	Class 1 B

Performance is guaranteed only under the conditions listed in the specifications table and is not guaranteed under the full range(s) described by the Absolute Maximum specifications. Exceeding any of the absolute maximum/minimum specifications may result in permanent damage to the device and will void the warranty.

CAUTION: Although this device is designed to be as robust as possible, ESD (Electrostatic Discharge) can damage this device. This device must be protected at all times from ESD. Static charges may easily produce potentials of several kilovolts on the human body or equipment, which can discharge without detection. Industry-standard ESD precautions must be employed at all times.

Electrical Specifications at 25 °C

Part Number	Voltage Rating ⁽¹⁾ (V)	Typ. C _J V _R = 0 V F = 1 MHz (pF)	Max. C _J V _R = 10 V F = 1 MHz (pF)	Typ. V _F @ I _F = 10 mA (mV)	Max. R _S I _F = 1 mA F = 100 MHz (Ω)	Max. R _S I _F = 10 mA F = 100 MHz (Ω)	Typical Carrier Lifetime I _F = 10 mA (nsec)
Switching Applications							
SMP1320-099	50	0.23	0.175	850	2 Typ.	0.9	400
SMP1322-099	50	1.1	0.85	825	1.5	0.45 Typ.	400
SMP1340-099	50	0.2	0.15	880	1.7 Typ.	1.2	100
SMP1353-099	100	0.35	0.15	825	15	2.8	1000
Attenuator Applications							
SMP1302-099	200	0.27	0.15 @ 30 V	800	20	3	700
SMP1304-099	200	0.18	0.15 @ 30 V	800	50	7	1000

The above PIN diode chips are processed on 100 mm silicon wafers, 100% DC tested, sawn and shipped on 6" film frame hoops.

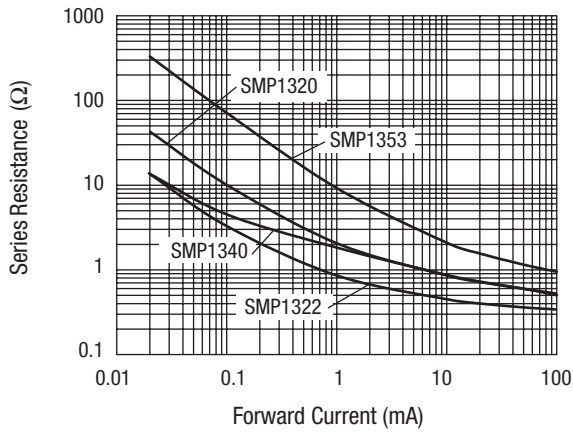
Electrical rejects are identified with black ink.

1. It is not recommended to drive a PIN diode into avalanche breakdown. Permanent damage to the diode may occur.

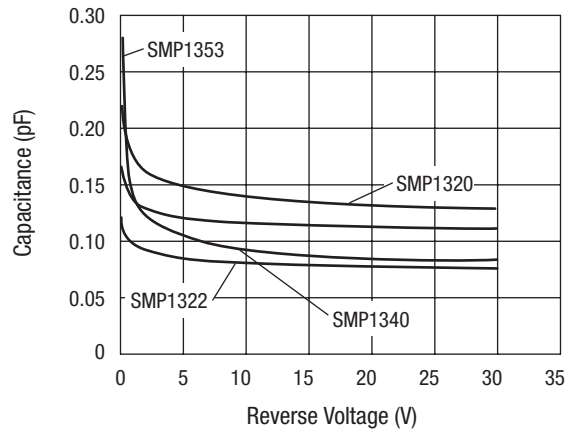
Chip Dimensions

Part Number	Quantity of Good Diodes Per Wafer Bonding Pad		Chip Size Nominal (In.)	Chip Height Nominal (In.)	Nominal (In.)
	Min.	Nom.			
SMP1320-099	40,000	46,000	0.003 ± 0.0003	0.0135 ± 0.001	0.0055 ± 0.0005
SMP1322-099	40,000	46,000	0.0075 ± 0.0003	0.0135 ± 0.001	0.0055 ± 0.0005
SMP1340-099	65,000	72,000	0.003 ± 0.0003	0.011 ± 0.001	0.0055 ± 0.0005
SMP1353-099	65,000	72,000	0.008 ± 0.0005	0.011 ± 0.001	0.0055 ± 0.0005
SMP1302-099	40,000	46,000	0.0085 ± 0.0005	0.0135 ± 0.001	0.0055 ± 0.0005
SMP1304-099	40,000	46,000	0.0085 ± 0.0005	0.0135 ± 0.001	0.01 ± 0.001

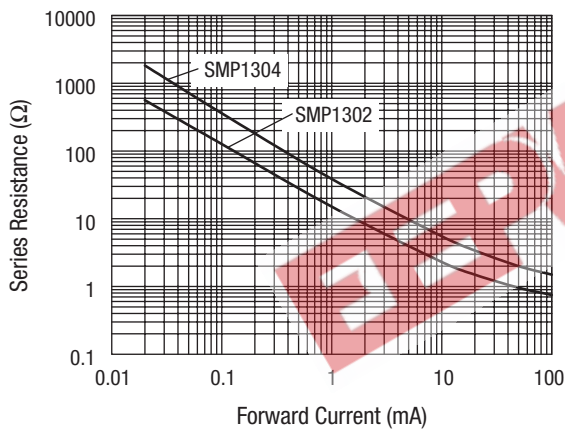
Typical Performance Data at 25 °C



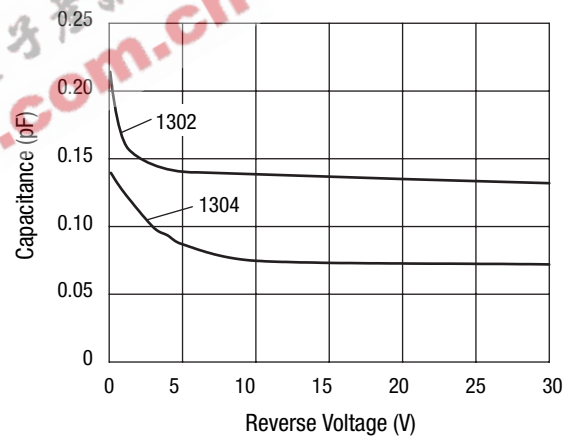
Series Resistance vs. Forward Current @ 100 MHz



Capacitance vs. Reverse Voltage

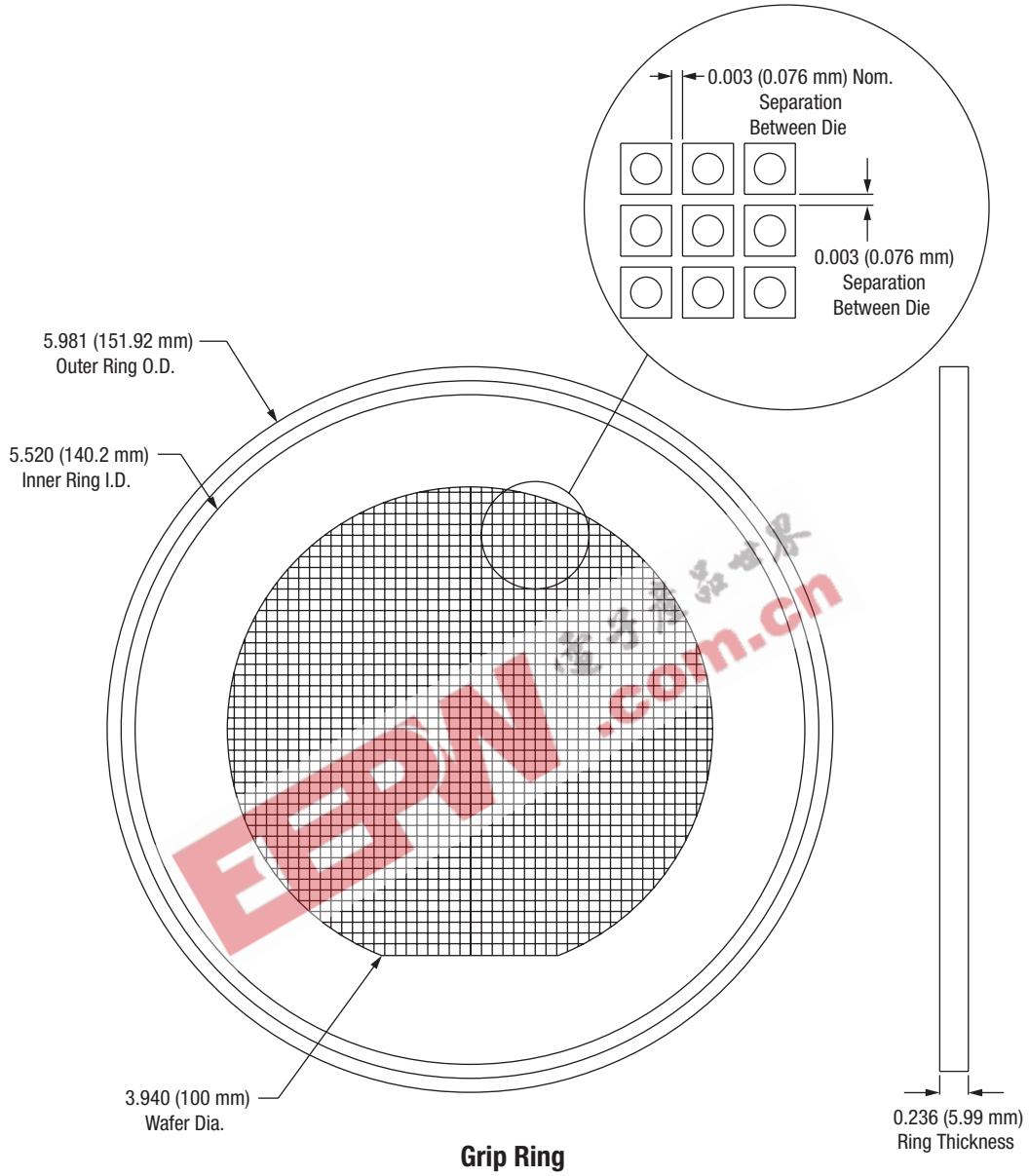


Series Resistance vs. Current @ 100 MHz



Capacitance vs. Reverse Voltage

Wafer On Film



Wafer Film Frame Description

- Wafer on nitto tape
- Color: light blue
- Thickness: 2.2–3 mils
- Tensile strength: 6.6 (lbs. in width)
- Ring material: plastic



Copyright © 2002, 2003, 2004, 2005, 2006, Skyworks Solutions, Inc. All Rights Reserved.

Information in this document is provided in connection with Skyworks Solutions, Inc. ("Skyworks") products or services. These materials, including the information contained herein, are provided by Skyworks as a service to its customers and may be used for informational purposes only by the customer. Skyworks assumes no responsibility for errors or omissions in these materials or the information contained herein. Skyworks may change its documentation, products, services, specifications or product descriptions at any time, without notice. Skyworks makes no commitment to update the materials or information and shall have no responsibility whatsoever for conflicts, incompatibilities, or other difficulties arising from any future changes.

No license, whether express, implied, by estoppel or otherwise, is granted to any intellectual property rights by this document. Skyworks assumes no liability for any materials, products or information provided hereunder, including the sale, distribution, reproduction or use of Skyworks products, information or materials, except as may be provided in Skyworks Terms and Conditions of Sale.

THE MATERIALS, PRODUCTS AND INFORMATION ARE PROVIDED "AS IS" WITHOUT WARRANTY OF ANY KIND, WHETHER EXPRESS, IMPLIED, STATUTORY, OR OTHERWISE, INCLUDING FITNESS FOR A PARTICULAR PURPOSE OR USE, MERCHANTABILITY, PERFORMANCE, QUALITY OR NON-INFRINGEMENT OF ANY INTELLECTUAL PROPERTY RIGHT; ALL SUCH WARRANTIES ARE HEREBY EXPRESSLY DISCLAIMED. SKYWORKS DOES NOT WARRANT THE ACCURACY OR COMPLETENESS OF THE INFORMATION, TEXT, GRAPHICS OR OTHER ITEMS CONTAINED WITHIN THESE MATERIALS. SKYWORKS SHALL NOT BE LIABLE FOR ANY DAMAGES, INCLUDING BUT NOT LIMITED TO ANY SPECIAL, INDIRECT, INCIDENTAL, STATUTORY, OR CONSEQUENTIAL DAMAGES, INCLUDING WITHOUT LIMITATION, LOST REVENUES OR LOST PROFITS THAT MAY RESULT FROM THE USE OF THE MATERIALS OR INFORMATION, WHETHER OR NOT THE RECIPIENT OF MATERIALS HAS BEEN ADVISED OF THE POSSIBILITY OF SUCH DAMAGE.

Skyworks products are not intended for use in medical, lifesaving or life-sustaining applications, or other equipment in which the failure of the Skyworks products could lead to personal injury, death, physical or environmental damage. Skyworks customers using or selling Skyworks products for use in such applications do so at their own risk and agree to fully indemnify Skyworks for any damages resulting from such improper use or sale.

Customers are responsible for their products and applications using Skyworks products, which may deviate from published specifications as a result of design defects, errors, or operation of products outside of published parameters or design specifications. Customers should include design and operating safeguards to minimize these and other risks. Skyworks assumes no liability for applications assistance, customer product design, or damage to any equipment resulting from the use of Skyworks products outside of stated published specifications or parameters.

Skyworks, the Skyworks symbol, and "Breakthrough Simplicity" are trademarks or registered trademarks of Skyworks Solutions, Inc., in the United States and other countries. Third-party brands and names are for identification purposes only, and are the property of their respective owners. Additional information, including relevant terms and conditions, posted at www.skyworksinc.com, are incorporated by reference.