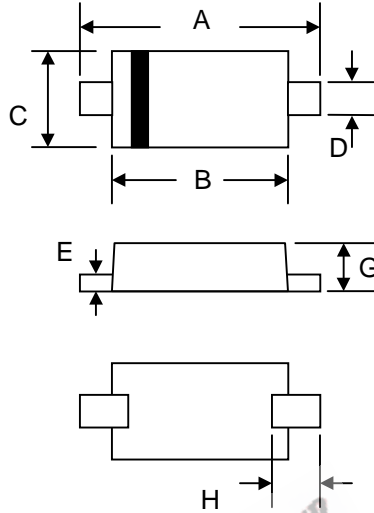


Features

- Low Turn-on Voltage
- Fast Switching
- PN Junction Guard Ring for Transient and ESD Protection
- Designed for Surface Mount Application
- Plastic Material – UL Recognition Flammability Classification 94V-O



SOD-123FL		
Dim	Min	Max
A	3.50	3.70
B	2.65	2.95
C	1.65	1.95
D	0.75	1.05
E	0.10	0.20
G	0.98	1.08
H	0.50	0.80
All Dimensions in mm		

Mechanical Data

- Case: SOD-123FL, Molded Plastic
- Terminals: Plated Leads Solderable per MIL-STD-202, Method 208
- Polarity: Cathode Band
- Weight: 0.017 grams (approx.)
- Marking: SS1020FL G2 SS1030FL G3
SS1040FL G4 SS1060FL G6
SS10100FL G10
- **Lead Free: For RoHS / Lead Free Version, Add "-LF" Suffix to Part Number, See Page 4**

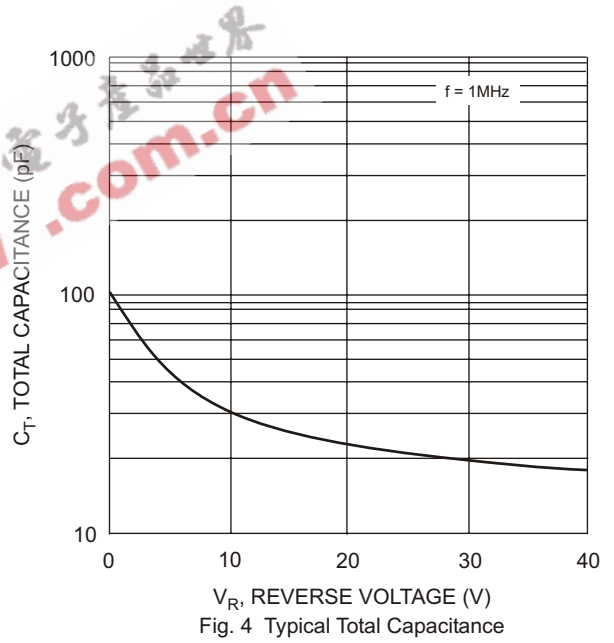
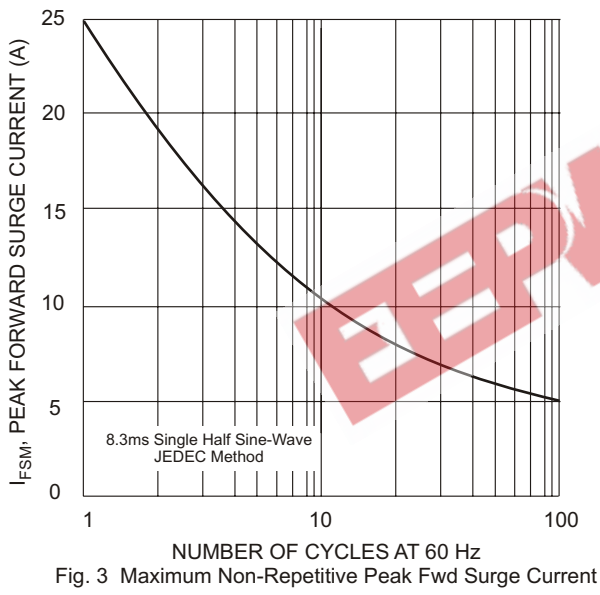
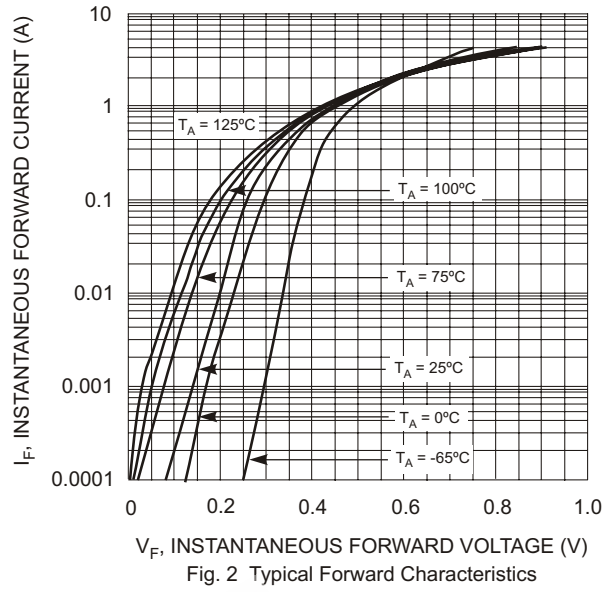
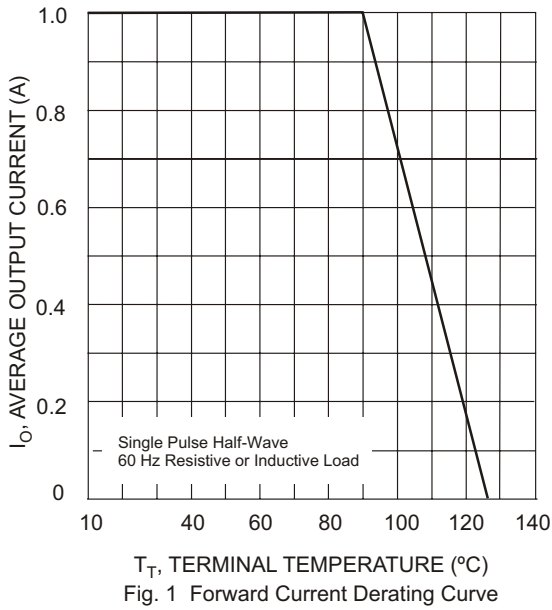
Maximum Ratings @ $T_A=25^\circ\text{C}$ unless otherwise specified

Characteristic	Symbol	SS1020FL	SS1030FL	SS1040FL	SS1060FL	SS10100FL	Unit	
Peak Repetitive Reverse Voltage	V_{RRM}							
Working Peak Reverse Voltage	V_{RWM}	20	30	40	60	100	V	
DC Blocking Voltage	V_R							
Forward Continuous Current (Note 1)	I_F	1.0						A
Non-Repetitive Peak Forward Surge Current 8.3ms Single half sine-wave superimposed on rated load (JEDEC Method)	I_{FSM}	25						A
Power Dissipation (Note 1)	P_d	450						mW
Operating and Storage Temperature Range	T_j, T_{STG}	-65 to +125						$^\circ\text{C}$

Electrical Characteristics @ $T_A=25^\circ\text{C}$ unless otherwise specified

Characteristic	Symbol	SS1020FL	SS1030FL	SS1040FL	SS1060FL	SS10100FL	Unit	
Forward Voltage Drop @ $I_F = 1.0\text{A}$	V_{FM}	0.45	0.55	0.55	0.70	0.85	V	
Peak Reverse Leakage Current @ V_{RRM}	I_{RM}	500						μA
Typical Junction Capacitance	C_j	50						pF

Note: 1. Valid provided that terminals are kept at ambient temperature.

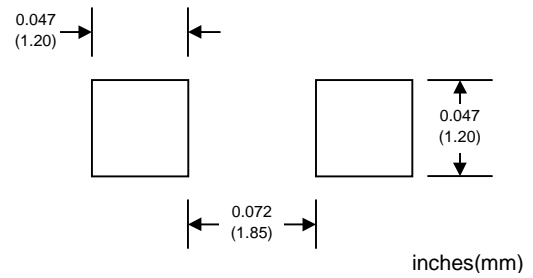


MARKING INFORMATION



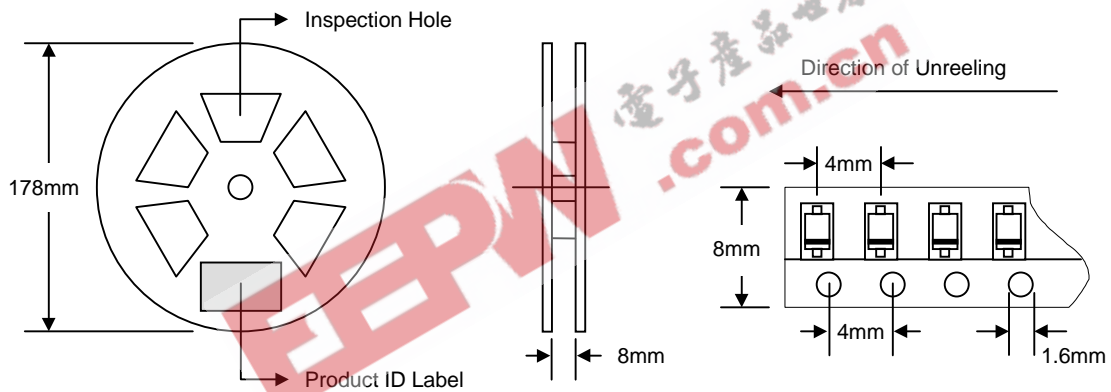
Cathode = Polarity Band
 Gx = Device Code
 x = 2 (SS1020FL)
 3 (SS1030FL)
 4 (SS1040FL)
 6 (SS1060FL)
 10 (SS10100FL)

RECOMMENDED FOOTPRINT



PACKAGING INFORMATION

TAPE & REEL



Reel Diameter (mm)	Quantity (PCS)	Inner Box Size L x W x H (mm)	Quantity (PCS)	Carton Size L x W x H (mm)	Quantity (PCS)	Approx. Gross Weight (KG)
178	3,000	187 x 187 x 65	15,000	390 x 240 x 420	150,000	10.0

Note: 1. Anti-static plastic reel, white, water clear or blue color. Inspection hole might be varied in different alignment.
 2. Components are packed in accordance with EIA standard 481-1 and 481-2.

ORDERING INFORMATION

Product No.	Package Type	Shipping Quantity
SS1020FL-T1	SOD-123FL	3000/Tape & Reel
SS1030FL-T1	SOD-123FL	3000/Tape & Reel
SS1040FL-T1	SOD-123FL	3000/Tape & Reel
SS1060FL-T1	SOD-123FL	3000/Tape & Reel
SS10100FL-T1	SOD-123FL	3000/Tape & Reel

1. Shipping quantity given is for minimum packing quantity only. For minimum order quantity, please consult the Sales Department.
2. **To order RoHS / Lead Free version (with Lead Free finish), add "-LF" suffix to part number above. For example, SS1020FL-T1-LF.**

EEPW 電子產品世界
.com.cn

Won-Top Electronics Co., Ltd (WTE) has checked all information carefully and believes it to be correct and accurate. However, WTE cannot assume any responsibility for inaccuracies. Furthermore, this information does not give the purchaser of semiconductor devices any license under patent rights to manufacturer. WTE reserves the right to change any or all information herein without further notice.

WARNING: DO NOT USE IN LIFE SUPPORT EQUIPMENT. WTE power semiconductor products are not authorized for use as critical components in life support devices or systems without the express written approval.

Won-Top Electronics Co., Ltd.

No. 44 Yu Kang North 3rd Road, Chine Chen Dist., Kaohsiung, Taiwan

Phone: 886-7-822-5408 or 886-7-822-5410

Fax: 886-7-822-5417

Email: sales@wontop.com

Internet: <http://www.wontop.com>

We power your everyday.