

STK4100MK5 Series

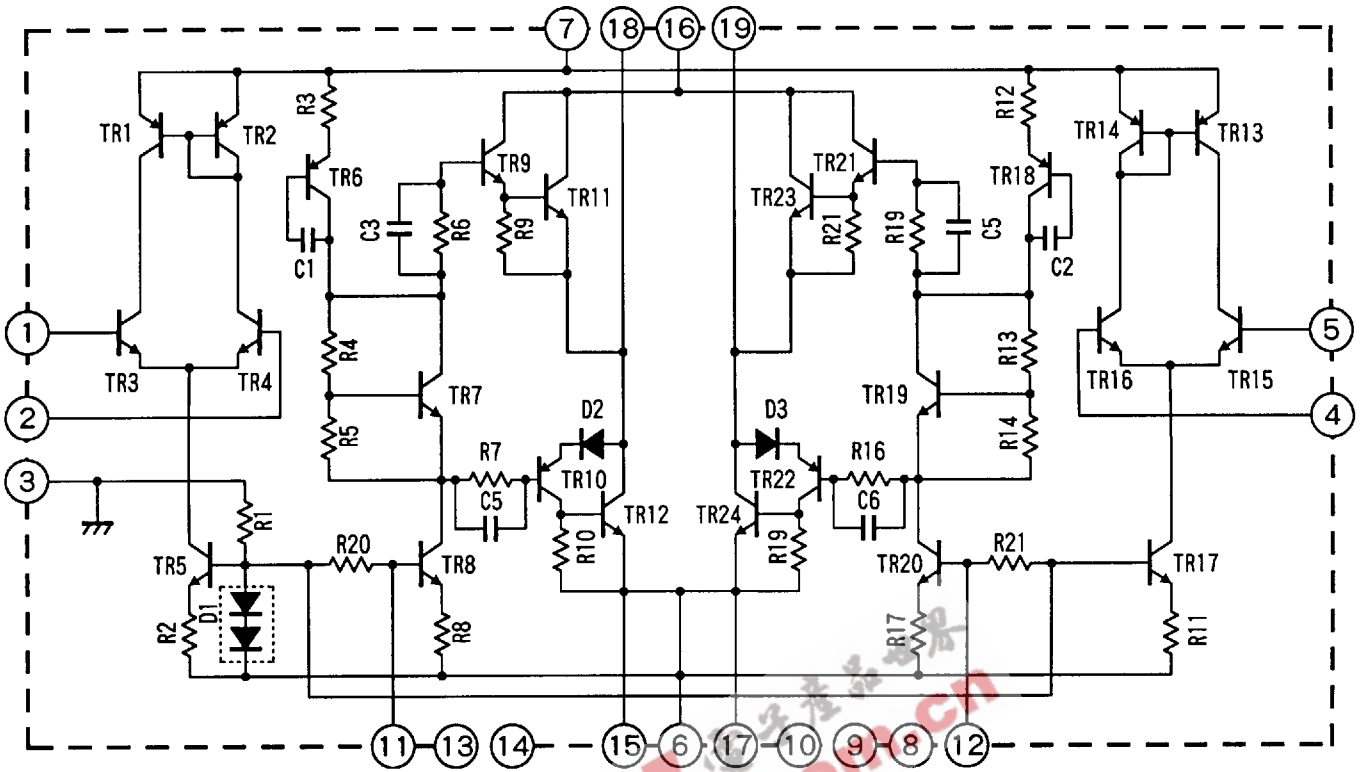
★2ch./1package, ± Power Supply
 ★6W/ch. ~ 100W/ch.
 ★THD = 0.08%

| Model | Maximum Ratings 最大定格 | Recommended Operating Conditions 推奨動作条件 | | Operating Characteristics (Recommend Operating Conditions at Test Circuit) 動作特性(Test Circuitにて 推奨動作条件による) | | | |
|-------------|-------------------------|---|-------|---|--------------------------------------|------------------------------------|--------------------------------------|
| | Vcc max [V] | Vcc [V] | | Po max 1 RL=8Ω f=20~ 20kHz [W] | THD (V _G =40dB) [%] | Po max 2 RL=4Ω f=1kHz [W] | THD (V _G =40dB) [%] |
| | | RL=8Ω | RL=4Ω | | | | |
| STK4100MK5 | ±21.0 | ±14.0 | ±12.5 | 6 + 6 | 0.08 | 6 + 6 | 0.2 |
| STK4110MK5 | ±27.0 | ±18.0 | ±14.5 | 10 + 10 | 0.08 | 10 + 10 | 0.2 |
| *STK4120MK5 | ±32.0 | ±21.5 | ±18.0 | 15 + 15 | 0.08 | 15 + 15 | 0.2 |
| *STK4130MK5 | ±36.0 | ±24.5 | ±21.5 | 20 + 20 | 0.08 | 20 + 20 | 0.2 |
| STK4140MK5 | ±40.5 | ±27.0 | ±24.0 | 25 + 25 | 0.08 | 25 + 25 | 0.2 |
| STK4150MK5 | ±42.0 | ±28.5 | ±25.0 | 30 + 30 | 0.08 | 35 + 35 | 0.2 |
| STK4160MK5 | ±46.0 | ±30.5 | ±26.5 | 35 + 35 | 0.08 | 40 + 40 | 0.2 |
| STK4170MK5 | ±49.0 | ±32.5 | ±28.0 | 40 + 40 | 0.08 | 45 + 45 | 0.2 |
| STK4180MK5 | ±51.0 | ±34.0 | ±30.0 | 45 + 45 | 0.08 | 50 + 50 | 0.2 |
| STK4190MK5 | ±53.0 | ±35.5 | ±32.0 | 50 + 50 | 0.08 | 55 + 55 | 0.2 |
| STK4200MK5 | ±57.0 | ±39.0 | - | 60 + 60 | 0.08 | - | - |
| STK4210MK5 | ±62.0 | ±43.0 | - | 70 + 70 | 0.08 | - | - |
| STK4220MK5 | ±65.0 | ±45.0 | - | 80 + 80 | 0.08 | - | - |
| STK4230MK5 | ±75.0 | ±51.0 | - | 100 + 100 | 0.08 | - | - |

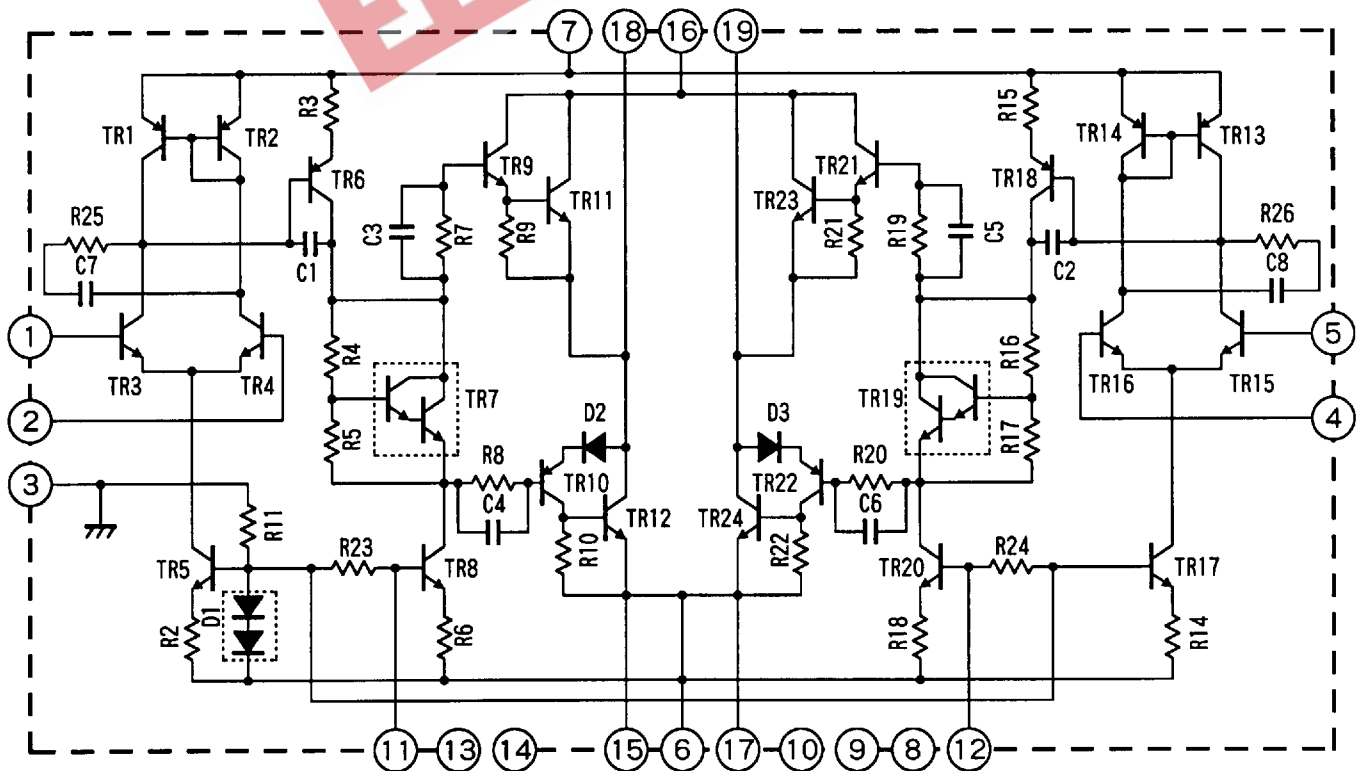
* Under mass production

Equivalent Circuit

① STK4100MK5 ~ STK4190MK5

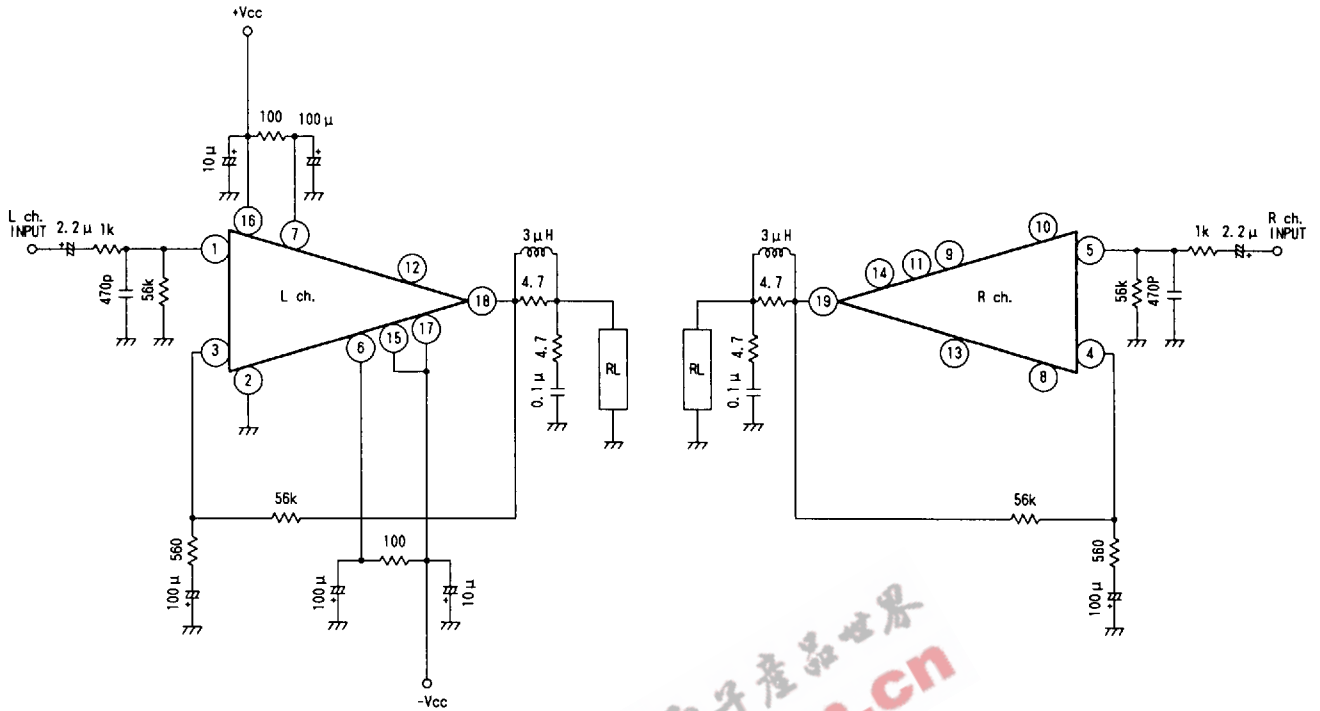


② STK4200MK5 ~ STK4230MK5

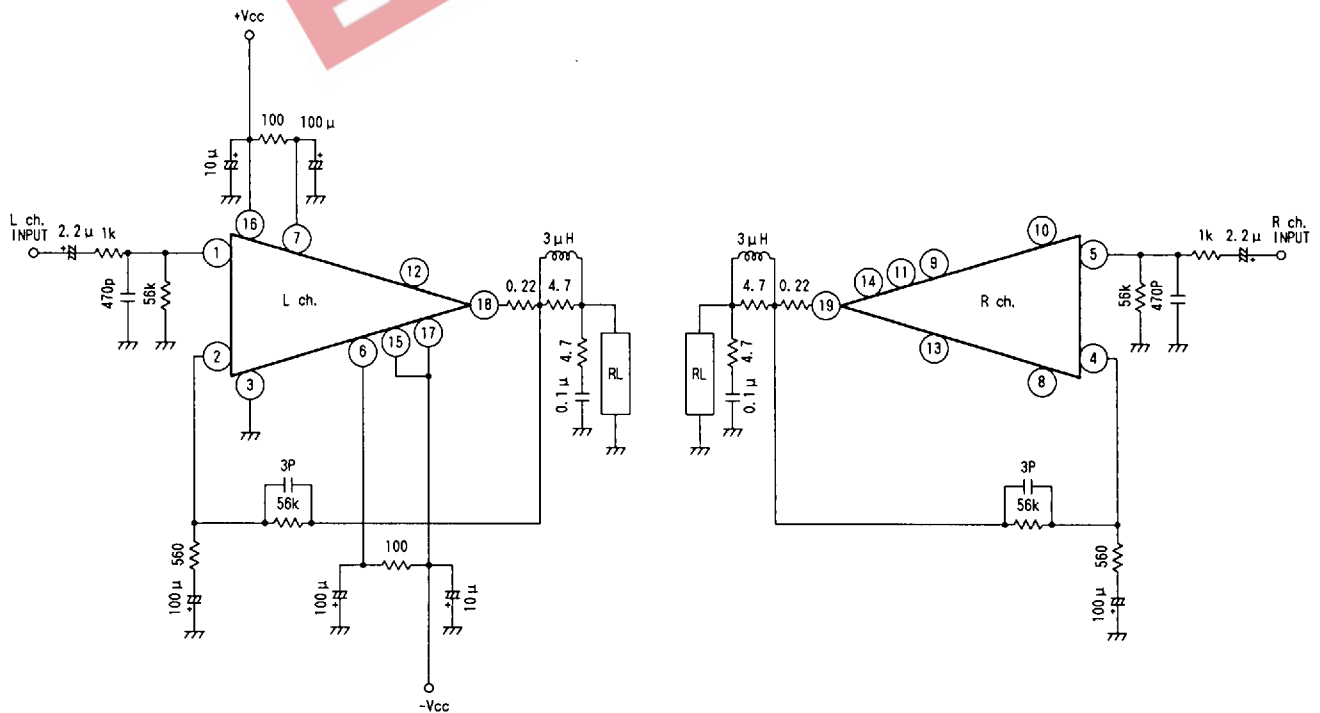


■ Test Circuit

④ STK4100MK5 ~ STK4190MK5

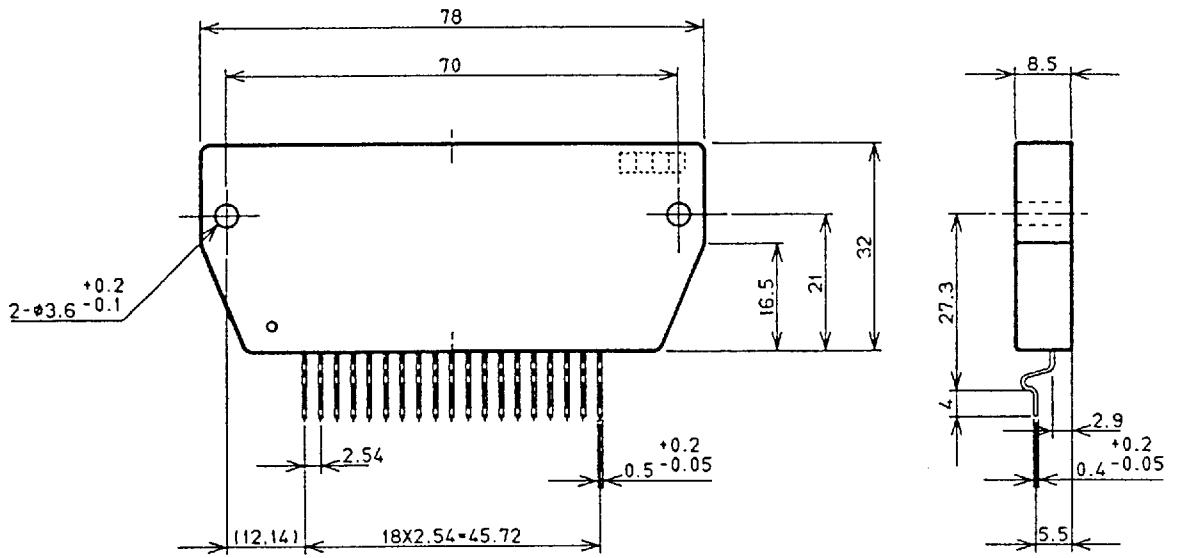


⑤ STK4200MK5 ~ STK4230MK5



■ Case Outline

① STK4100MK5 ~ STK4190MK5



② STK4200MK5 ~ STK4230MK5

