

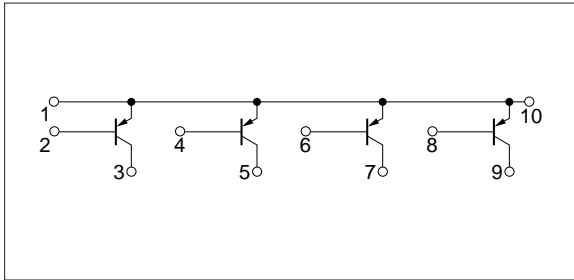
Absolute maximum ratings (Ta=25°C)

Symbol	Ratings	Unit
V _{CB0}	-60	V
V _{CEO}	-60	V
V _{EBO}	-6	V
I _c	-3	A
I _{CP}	-6 (PW≤10ms, Du≤50%)	A
P _T	4 (Ta=25°C)	W
	20 (Tc=25°C)	
T _j	150	°C
T _{stg}	-40 to +150	°C

Electrical characteristics (Ta=25°C)

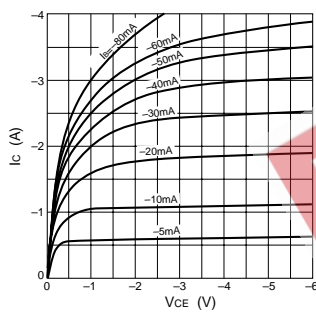
Symbol	Specification			Unit	Conditions
	min	typ	max		
I _{CB0}			-100	μA	V _{CB} =-60V
I _{EBO}			-100	μA	V _{EB} =-6V
V _{CEO}	-60			V	I _c =-25mA
h _{FE}	40				V _{CE} =-4V, I _c =-1A
V _{CE(sat)}			-1.0	V	I _c =-2A, I _B =-0.2A
t _{on}		0.25		μs	V _{CC} =-12V, I _c =-2A, I _{B1} =-I _{B2} =-0.2A
t _{stg}		0.75		μs	
t _f		0.25		μs	

Equivalent circuit diagram

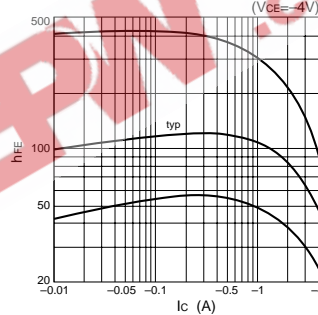


Characteristic curves

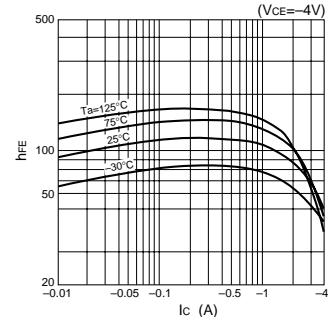
I_c-V_{CE} Characteristics (Typical)



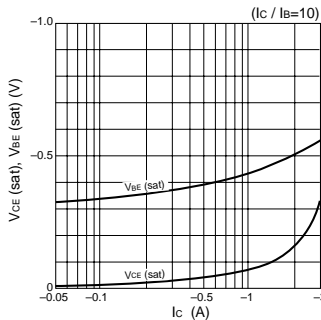
h_{FE}-I_c Characteristics (Typical) (V_{CE}=-4V)



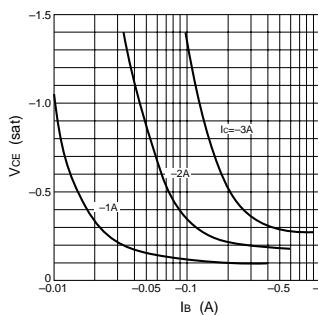
h_{FE}-I_c Temperature Characteristics (Typical) (V_{CE}=-4V)



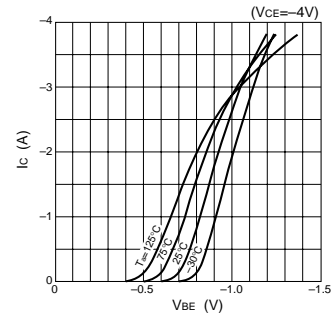
V_{CE(sat)}, V_{BE(sat)}-I_c Characteristics (Typical) (I_c / I_B=10)



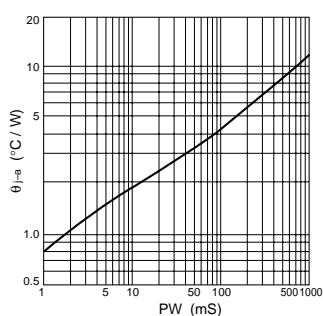
V_{CE(sat)}-I_B Characteristics (Typical)



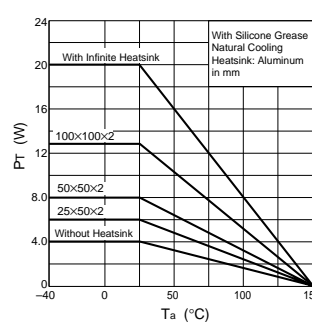
I_c-V_{BE} Temperature Characteristics (Typical) (V_{CE}=-4V)



θ_{JA}-PW Characteristics



P_T-T_a Characteristics



Safe Operating Area (SOA)

