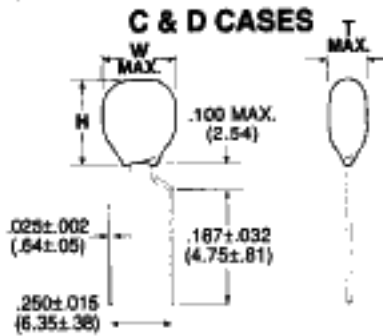


T368 CAPACITOR OUTLINE DRAWING



T368 DIMENSIONS — INCHES + (MILLIMETERS)

CASE SIZE	TMAX	WMAX	HMAX
C	0.250 (6.35)	0.40 (10.16)	0.42 (10.67)
D	0.250 (6.35)	0.460 (11.68)	0.52 (13.20)

T368 RATINGS AND PART NUMBER REFERENCE

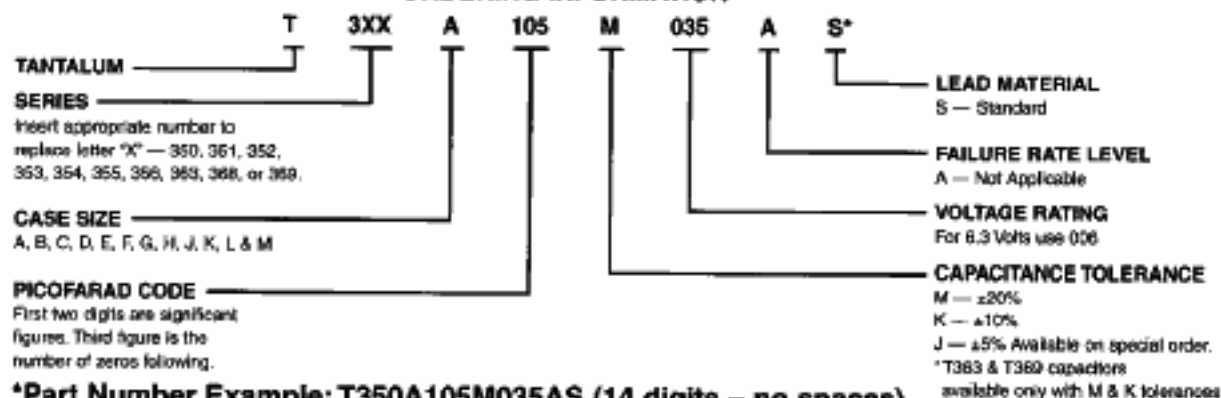
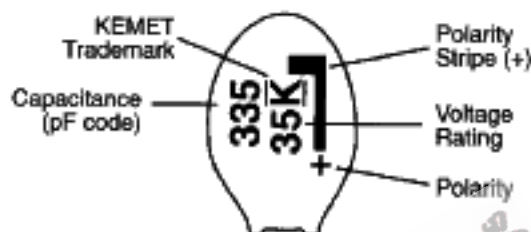
CAPACITANCE μ F	CASE SIZE	KEMET PART NUMBER	D.C. LEAKAGE μ A@25°C	MAX. DISSIPATION FACTOR %@25°C, 120Hz
6 VOLT RATING AT 85°C				
82.0	C	T368C826(1)006AS	3.9	8
100.0	C	T368C107(1)006AS	4.8	8
120.0	C	T368C127(1)006AS	5.8	8
150.0	C	T368C157(1)006AS	7.2	8
180.0	D	T368D187(1)006AS	8.6	8
220.0	D	T368D227(1)006AS	10.0	8
270.0	D	T368D277(1)006AS	10.0	8
330.0	D	T368D337(1)006AS	10.0	8
10 VOLT RATING AT 85°C				
47.0	C	T368C476(1)010AS	3.8	6
56.0	C	T368C566(1)010AS	4.4	6
88.0	C	T368C886(1)010AS	5.4	6
82.0	C	T368C826(1)010AS	6.5	8
100.0	C	T368C107(1)010AS	8.0	8
120.0	D	T368D127(1)010AS	9.6	8
150.0	D	T368D157(1)010AS	10.0	8
180.0	D	T368D187(1)010AS	10.0	8
220.0	D	T368D227(1)010AS	10.0	8
15 VOLT RATING AT 85°C				
27.0	C	T368C276(1)015AS	3.2	6
33.0	C	T368C336(1)015AS	4.0	6
39.0	C	T368C396(1)015AS	4.7	6
47.0	C	T368C476(1)015AS	5.6	6
56.0	C	T368C566(1)015AS	6.8	6
68.0	C	T368C686(1)015AS	8.2	6
82.0	D	T368D826(1)015AS	9.8	8
100.0	D	T368D107(1)015AS	10.0	8
120.0	D	T368D127(1)015AS	10.0	8
150.0	D	T368D157(1)015AS	10.0	8
20 VOLT RATING AT 85°C				
18.0	C	T368C186(1)020AS	2.8	6
22.0	C	T368C226(1)020AS	3.5	6
27.0	C	T368C276(1)020AS	4.3	6
33.0	C	T368C336(1)020AS	5.3	6
39.0	C	T368C396(1)020AS	6.2	6
47.0	C	T368C476(1)020AS	7.5	6
56.0	D	T368D566(1)020AS	8.9	6
68.0	D	T368D686(1)020AS	10.0	6
82.0	D	T368D826(1)020AS	10.0	8
100.0	D	T368D107(1)020AS	10.0	8

CAPACITANCE μ F	CASE SIZE	KEMET PART NUMBER	D.C. LEAKAGE μ A@25°C	MAX. DISSIPATION FACTOR %@25°C, 120Hz
25 VOLT RATING AT 85°C				
12.0	C	T368C126(1)025AS	2.4	6
15.0	C	T368C156(1)025AS	3.0	6
18.0	C	T368C186(1)025AS	3.6	6
22.0	C	T368C226(1)025AS	4.4	6
27.0	C	T368C276(1)025AS	5.4	6
33.0	C	T368C336(1)025AS	6.6	6
39.0	D	T368D396(1)025AS	7.8	6
47.0	D	T368D476(1)025AS	9.4	6
56.0	D	T368D566(1)025AS	10.0	6
68.0	D	T368D686(1)025AS	10.0	6
35 VOLT RATING AT 85°C				
8.2	C	T368C825(1)035AS	2.3	6
10.0	C	T368C106(1)035AS	2.8	6
12.0	C	T368C126(1)035AS	3.3	6
15.0	C	T368C156(1)035AS	4.2	6
18.0	C	T368C186(1)035AS	5.0	6
22.0	C	T368C226(1)035AS	6.2	6
27.0	D	T368D276(1)035AS	7.5	6
33.0	D	T368D336(1)035AS	9.2	6
39.0	D	T368D396(1)035AS	10.0	6
47.0	D	T368D476(1)035AS	10.0	6
50 VOLT RATING AT 85°C				
5.6	C	T368C565(1)050AS	2.2	5
6.8	C	T368C685(1)050AS	2.7	5
8.2	C	T368C825(1)050AS	3.2	6
10.0	C	T368C106(1)050AS	4.0	6
12.0	C	T368C126(1)050AS	4.8	6
15.0	C	T368C156(1)050AS	6.0	6
18.0	D	T368D186(1)050AS	7.2	6
22.0	D	T368D226(1)050AS	8.8	6

(1) To complete KEMET part number, insert capacitance tolerance K- ±10%, M- ±20% or J- ±5% (Available on special order).

* For Marking Information refer to page 63.

* For Ordering Information refer to page 63.

T35X & T36X
ORDERING INFORMATIONT35X & T36X
MARKING INFORMATIONT35X
RATINGS AND PART NUMBER REFERENCE

CAPACITANCE μF	CASE SIZE	KEMET PART NUMBER	D.C. LEAKAGE $\mu\text{A}/25^\circ\text{C}$	MAX. DISSIPATION FACTOR % @ 25°C, 120Hz	CAPACITANCE μF	CASE SIZE	KEMET PART NUMBER	D.C. LEAKAGE $\mu\text{A}/25^\circ\text{C}$	MAX. DISSIPATION FACTOR % @ 25°C, 120Hz
3 VOLT RATING AT 85°C — 2 VOLT RATING AT 125°C					6.3 VOLT RATING AT 85°C — 4 VOLT RATING AT 125°C				
4.7	A	T35(1)A475(3)003AS	0.5	5	3.3	A	T35(1)A335(3)006AS	0.5	5
5.6	A	T35(1)A565(3)003AS	0.5	5	3.9	A	T35(1)A395(3)006AS	0.5	5
6.8	A	T35(1)A685(3)003AS	0.5	5	4.7	A	T35(1)A475(3)006AS	0.5	5
8.2	A	T35(1)A825(3)003AS	0.5	6	5.6	A	T35(1)A565(3)006AS	0.5	5
10.0	A	T35(1)A106(3)003AS	0.5	6	6.8	A	T35(1)A685(3)006AS	0.5	5
12.0	B	T35(1)B126(3)003AS	0.5	6	8.2	B	T35(1)B825(3)006AS	0.5	6
15.0	B	T35(1)B156(3)003AS	0.5	6	10.0	B	T35(1)B106(3)006AS	0.5	6
18.0	C	T35(1)C186(3)003AS	0.5	6	12.0	C	T35(1)C126(3)006AS	0.6	6
22.0	C	T35(1)C226(3)003AS	0.5	6	15.0	C	T35(1)C156(3)006AS	0.7	6
27.0	D	T35(1)D276(3)003AS	0.8	6	18.0	D	T35(1)D186(3)006AS	0.9	6
33.0	D	T35(1)D336(3)003AS	0.8	6	22.0	D	T35(1)D226(3)006AS	1.1	6
39.0	E	T35(1)E396(3)003AS	0.9	6	27.0	E	T35(1)E276(3)006AS	1.3	6
47.0	E	T35(1)E476(3)003AS	1.1	6	33.0	E	T35(1)E336(3)006AS	1.6	6
56.0	F	T35(1)F566(3)003AS	1.3	6	39.0	F	T35(1)F396(3)006AS	1.9	6
68.0	F	T35(1)F686(3)003AS	1.6	6	47.0	F	T35(1)F476(3)006AS	2.3	6
82.0	G	T35(1)G826(3)003AS	2.0	8	56.0	G	T35(1)G566(3)006AS	2.7	6
100.0	G	T35(1)G107(3)003AS	2.4	8	68.0	G	T35(1)G686(3)006AS	3.3	6
120.0	H	T35(1)H127(3)003AS	2.9	8	82.0	H	T35(1)H826(3)006AS	3.9	8
150.0	H	T35(1)H157(3)003AS	3.6	8	100.0	H	T35(1)H107(3)006AS	4.8	8
180.0	J	T35(2)J187(3)003AS	4.3	8	120.0	J	T35(2)J127(3)006AS	5.8	8
220.0	J	T35(2)J227(3)003AS	5.3	8	150.0	J	T35(2)J157(3)006AS	7.2	8
270.0	K	T35(2)K277(3)003AS	6.5	8	180.0	K	T35(2)K187(3)006AS	8.6	8
330.0	K	T35(2)K337(3)003AS	7.9	8	220.0	K	T35(2)K227(3)006AS	10.0	8
390.0	L	T35(2)L397(3)003AS	9.4	9	270.0	L	T35(2)L277(3)006AS	10.0	8
470.0	L	T35(2)L477(3)003AS	10.0	9	330.0	L	T35(2)L337(3)006AS	10.0	8
560.0	M	T35(2)M567(3)003AS	10.0	9					
680.0	M	T35(2)M687(3)003AS	10.0	9					

(1) To complete KEMET Part Number, insert Series Designation as follows: "0" = T350, "1" = T351, "2" = T352, "3" = T353, "4" = T354, "5" = T355, "6" = T356.

(2) To complete KEMET Part Number, insert only Series Designation as follows: "0" = T350, "3" = T353, "4" = T354, "6" = T356.

(3) To complete KEMET Part Number, insert Capacitance Tolerance Symbol: "M" = $\pm 20\%$, "K" = $\pm 10\%$.

Bold Face print indicates popular values.

NOTE: Higher voltage and better capacitance tolerance product may be substituted for an order within the same case size at KEMET's option.