

Surface Mount RF Transformer

50Ω 0.015 to 300 MHz

T1-6T-KK81+ T1-6T-KK81



Maximum Ratings

Operating Temperature	-20°C to 85°C
Storage Temperature	-55°C to 100°C
RF Power	0.25W
DC Current	30mA

Pin Connections

PRIMARY DOT	4
PRIMARY	6
SECONDARY DOT	3
SECONDARY	1
SECONDARY CT	2
NOT USED	5

Features

- wideband, 0.015 to 300 MHz
- excellent return loss
- also available with plug-in (X65) flat pack (W38) leads

Applications

- VHF/UHF receivers/transmitters
- impedance matching

CASE STYLE: KK81
PRICE: \$6.95 ea. QTY (1-9)

+ RoHS compliant in accordance with EU Directive (2002/95/EC)

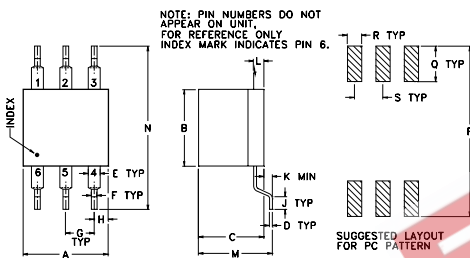
The +Suffix identifies RoHS Compliance. See our web site for RoHS Compliance methodologies and qualifications.

Transformer Electrical Specifications

Ω RATIO	FREQUENCY (MHz)	INSERTION LOSS*		
		3 dB MHz	2 dB MHz	1 dB MHz
1	0.015-300	0.015-300	0.21-150	0.03-50

*Insertion Loss is referenced to mid-band loss, 0.1 dB typ.

Outline Drawing



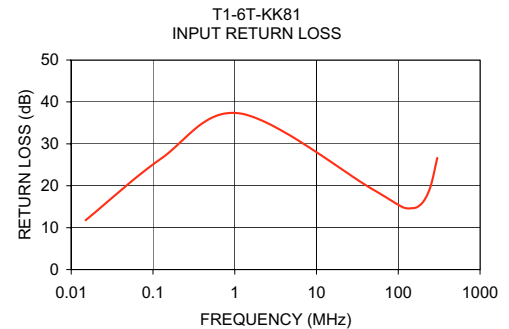
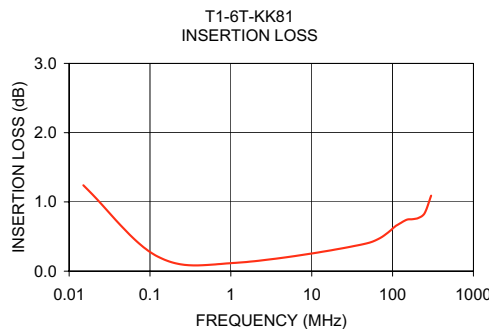
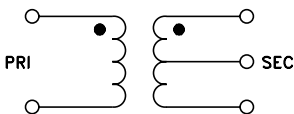
Outline Dimensions (inch/mm)

A	B	C	D	E	F	G	H	J
.30	.27	.23	.010	.042	.020	.100	.05	.05
7.62	6.86	5.84	0.25	1.07	0.51	2.54	1.27	1.27
K	L	M	N	P	Q	R	S	wt
.020	.036	.26	.575	.600	.125	.050	.100	grams
0.51	0.91	6.60	14.61	15.24	3.18	1.27	2.54	0.50

Typical Performance Data

FREQUENCY (MHz)	INSERTION LOSS (dB)	INPUT R. LOSS (dB)
0.02	1.24	11.77
0.13	0.21	26.45
1.15	0.12	37.26
47.47	0.40	19.27
111.99	0.66	14.92
147.83	0.74	14.64
175.75	0.75	15.08
209.75	0.77	16.64
250.25	0.84	20.06
300.00	1.09	26.64

Config. A



Mini-Circuits®
ISO 9001 ISO 14001 CERTIFIED

ALL NEW
minicircuits.com

P.O. Box 350166, Brooklyn, New York 11235-0003 (718) 934-4500 Fax (718) 332-4661 For detailed performance specs & shopping online see Mini-Circuits web site



The Design Engineers Search Engine Provides ACTUAL Data Instantly From MINI-CIRCUITS At: www.minicircuits.com

RF/IF MICROWAVE COMPONENTS

REV. A
M98898
T1-6T-KK81
IG/TD/CP
070802