

LambdaFLEX™ iTLA

TL5000 Integrable Tunable Laser Assembly (L band version)

The Bookham LambdaFLEX™ iTLA is a high performance continuous wave (CW) tunable laser source for use in the L-band window covering 1568nm to 1607nm. Based on the OIF iTLA standard, the laser and control electronics are pre-mounted on a dedicated circuit board for easy production installation. The iTLA features shuttered tuning, trace tone and SBS dither circuitry. Comprehensive control and system reporting is provided over the RS232 interface.

The iTLA implements the Bookham DSDBR wideband tunable laser. This laser is a fully monolithic InP chip designed for high volume, low cost manufacturing. With no moving parts, it is a low voltage electronically tuned device enabling rapid wavelength switching with straightforward control electronics. The integrated semiconductor optical amplifier (SOA) provisions the optical power control and also acts as a shutter to allow dark tuning when reverse biased.

Laser chip operation is at a fixed temperature. Wavelength stability is guaranteed by an internal wavelength locker for control to a 50GHz or 100GHz ITU wavelength grid. Front facet output power monitoring is also provided by the wavelength locker for feedback control through the SOA. The device is provided with polarization maintaining fibre for use with an external modulator.

Features:

- Full C-Band tunable source (1568.7-1607.5nm) based on OIF iTLA footprint
- High power +10dBm EOL
- High speed electronic tuning control
- Electronic shutter for dark tuning
- Low power dissipation, 3.8W typical
- Narrow line-width, 5MHz maximum
- Excellent SMSR >40dB
- Low RiN
- Wavelength stabilized for 50GHz or 100GHz ITU-T channel spacing
- Optical power monitor
- SBS Dither / Trace tone capability
- Case operating temperature range -5°C to +75°C
- Simple RS232 interface
- RoHS compliant 
- Telcordia Qualified to GR 468

Applications:

- Long Haul / Ultra Long Haul
- Regional Metro
- Test and Measurement



Optical Characteristics

The following parametric limits detailed are for a case temperature range of -5°C to 75°C.

EOL figures will be confirmed after full qualification

TL5000 iTLA Performance

Parameter	Min	Typ	Max	Unit	Conditions
Output Power	+10	+10.8	+11.5	dBm	EOL
Power deviation over band		0.3	0.5	+/- dB	
Frequency Range	186.5		191.1	THz	C band, 92channels, 50GHz spacing.
Wavelength Range	1607.47		1568.77	nm	C Band
No of Channels	92				50GHz spacing
SMSR	40	45		dB	
Linewidth		1	5	MHz	Lorentzian
RIN (10MHz-1GHz) (1-10GHz)			-110 -145	dB/Hz	Average RIN
OSNR	50	55		dB	0.1nm optical bandwidth
Polarization extinction ratio	20			dB	
Return Loss		-50	-40	dB	
Back Reflection Tolerance	-8.2			dB	For RIN <-140dB/Hz
Locked frequency accuracy	-2.5		+2.5	GHz	EOL
Shuttered output power		-35	-30	dBm	
Linewidth for Brillouin suppression	250		1000	MHz	
Brillouin frequency selection	10		100	kHz	Note [1]
Trace Tone Frequency	10		500	kHz	Note [1]
Trace Tone Modulation Depth		4	10	%	
Tuning Speed			10	ms	Various scenarios apply, Note [2]
iTLA 'cold-start' initialisation time			60	s	Note [3]

Note:

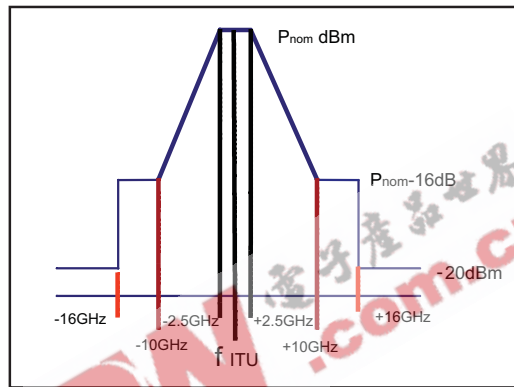
[1] The Bookham iTLA incorporates a single onboard oscillator which is used to provide either SBS suppression or Trace Tone functionality, but cannot provide both functions simultaneously. However the iTLA MFR1 input can be used to enable an external frequency source to be applied enabling both SBS suppression and Trace Tone functionality.

[2] The Bookham laser is guaranteed to tune within 10ms which is to comply with the OIF "Application A" (SONET/SDH Protection). However, this applies only for tuning between channels with or without the laser enabled. Enabling the laser from a disabled state will take longer ~180ms as the tuning has to be executed more slowly in order to maintain frequency accuracy and comply with the power/frequency mask.

[3] Time required from application of Vcc and Vee supplies for the iTLA to reach an operational state . Complies with the OIF MSA module warm up time.

iTLA Frequency versus Power Mask

The iTLA is guaranteed to comply with the frequency versus power mask shown below. This mask applies during iTLA power enable and disable operations and also during channel changing operations.



Electrical Characteristics

TL5000 iTLA Performance

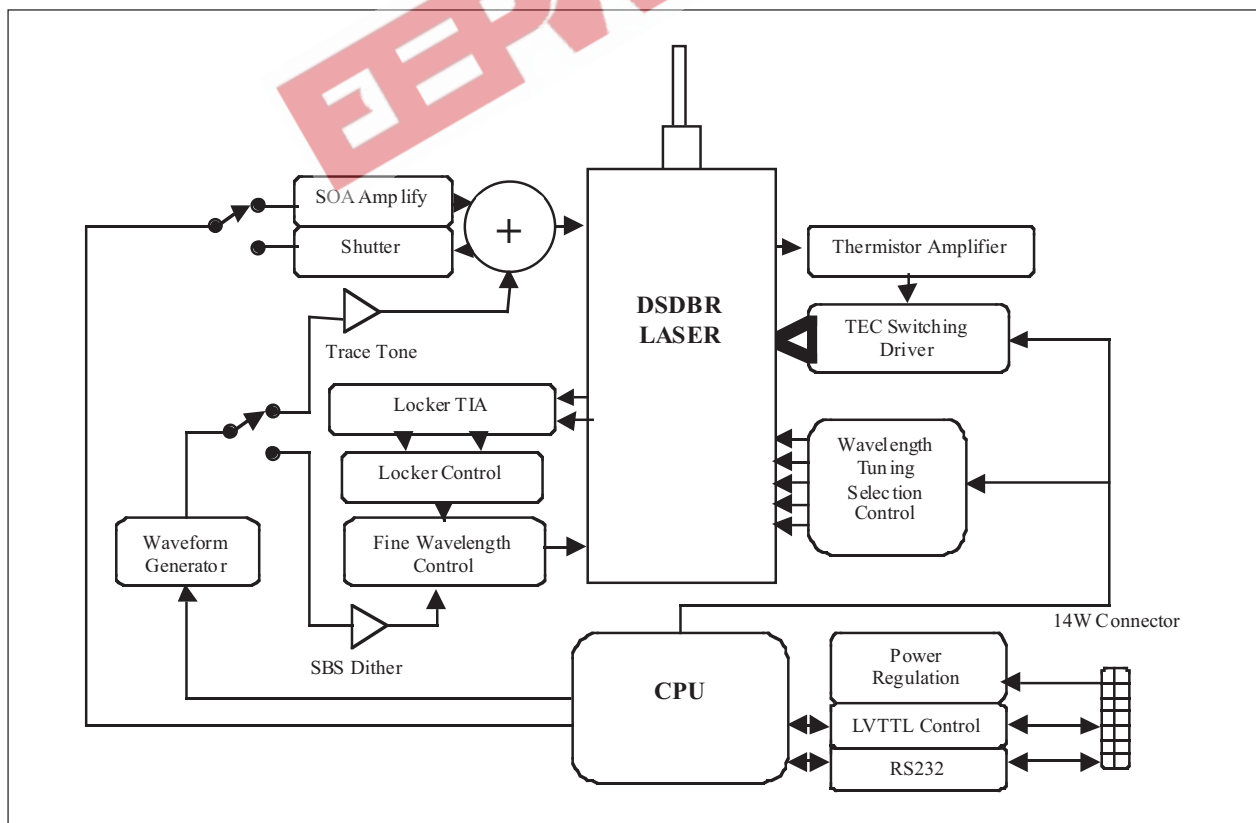
Parameter	Min	Typ	Max	Unit	Conditions
+3V3 supply voltage	3.15	3.3	3.45	V	
+3V3 supply current		1100	1500	mA	
-5.2V supply voltage	-5.45		-4.94	V	
-5.2V supply current		30	100	mA	For shuttered operation only
Power Dissipation		3.8	5.5	W	
LVTTL Input V_{IN} LOW			0.8	V	
LVTTL Input V_{IN} HIGH	2			V	
LVTTL Output V_{OUT} LOW			0.5	V	
LVTTL Output V_{OUT} HIGH	2.4			V	
Power Supply Noise			1	%rms	100Hz to 20MHz
RS232 Interface	9600		115200	Baud	Default 9600 baud

Environmental Characteristics

TL5000 iTLA Performance

Parameter	Min	Typ	Max	Unit	Conditions
Storage Temperature	-40		+85	°C	
Operating Temperature	-5		+75	°C	With suitable heatsink
Operating Humidity	5		85	%RH	
Electrostatic Discharge	500			V	MIL-STD-883, Method 4
Flammability	V0				Fiber coat UL94-HB <1gm mass

ITLA Block Diagram



Connector Signal Function

Name	Function	Active	Description
DIS	Disable Laser	LOW	Optical output terminated
SRQ	Service Request	LOW	Service interrupt poll
MS	Module I/O reset	L → H edge	Resets I/O physical interface
TXD	RS232 transmit data		LVTTTL RS232 T _x
RXD	RS232 receive data		LVTTTL RS232 R _x
RST	Reset	LOW	Laser off, module in reset
MFR1	See note below		Manufacturers connection only
OIF	Reserved	LVTTTL input	For future use

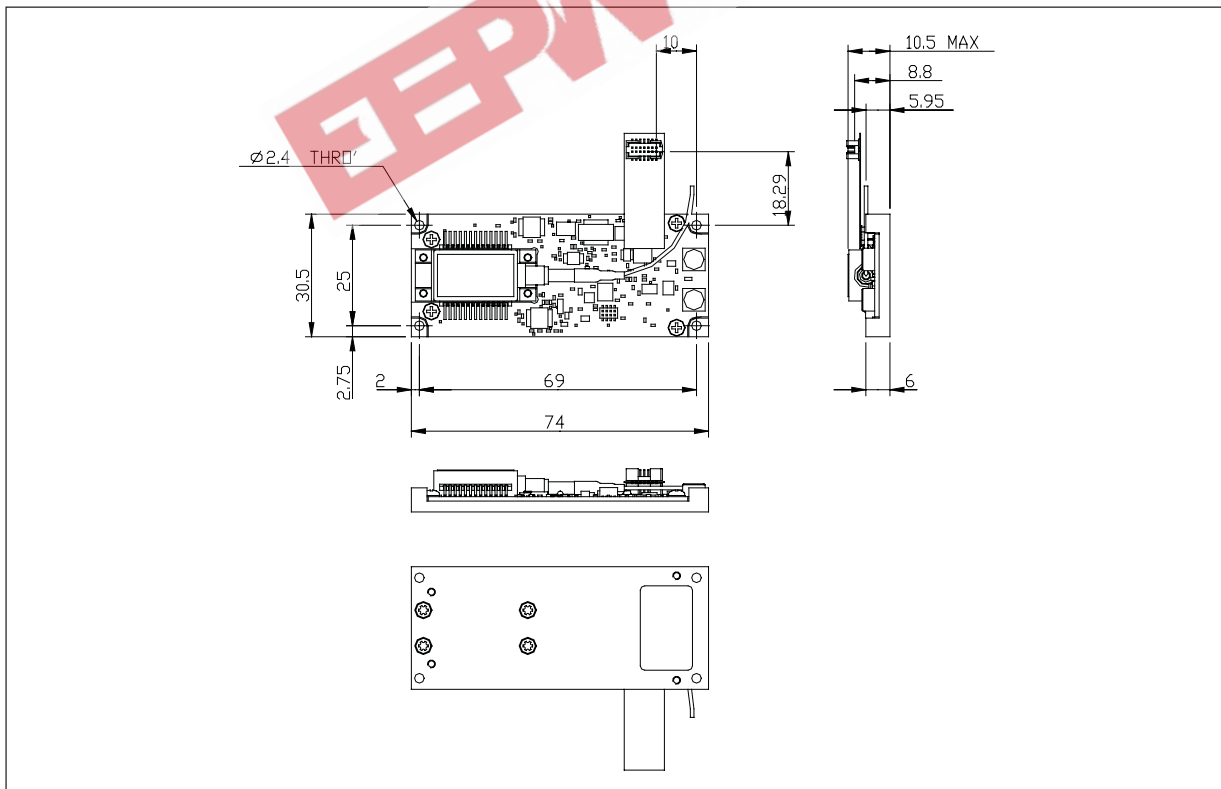
Note:

This pin can be factory configured to provide an external trace tone input. This allows an external sine wave signal to modulate the laser output power (AM). This input can be used simultaneously with the internal SBS suppression dither function.

This input will accept a signal amplitude between 0 and 1Vpp and has a -3dB frequency bandwidth of approximately 3KHz to 2MHz.

The transfer function is not controlled so that the user must monitor the resulting AM and adjust the input signal amplitude so as to produce the required modulation depth. This input is internally AC coupled. Absolute maximum input is 3Vpp.

Mechanical Detail (dimensions in mm)



- 14 way Pin Connector designed to mate with Samtec P/N ASP-113466-019 or equivalent.
- Module attached with 4 X M2 screws, clearance hole in ITLA, threaded in user housing.

The module should be mounted to a flat heat sink or thermal pathway for correct device operation. The module thermal management should ensure that the case temperature does not exceed 75°C at the worst case end of life dissipation figure of 5.5 Watts.

Physical Connectivity

Pin Out Table

Pin #	Function	Pin #	Function
1	3V3	2	DIS
3	3V3	4	SRQ
5	GND	6	MS
7	GND	8	TXD
9	-5.2V	10	BXD
11	-5.2V	12	RST
13	OIF	14	MFR1

Customer Support and Handling Recommendations

An iTLA evaluation kit is available which provides a hardware platform to test and characterise the Bookham iTLA. It provides convenient connection for iTLA power supplies, LED power indicators and a selection of module enable/disable and software/hardware reset switches. This kit also includes a convenient GUI software applications interface which enables host/iTLA communications using the OIF MSA recommended packet structure via the RS232 interface. Enabling comprehensive control and status interrogation.

Please refer to your local sales representative for iTLA evaluation kit availability.

iTLA product support documents are also available on request. The Bookham applications document *Handling and Operation Recommendations for the Bookham Integrable Tunable Laser Assembly (iTLA) D00041-AN*, provides recommendations and advice regarding handling, mounting and operation of the iTLA to enable straightforward integration of the iTLA into a clients' system card.

Optical Fibre

Fibre Length	1400mm +/- 100mm
Fibre coating	900um split loose tube
Fibre Type	PANDA 9/125 polarization maintaining fibre
Minimum Bend Radius	20mm
Connector	FC-UPC

RoHS Compliance

Bookham is fully committed to environment protection and sustainable development and has set in place a comprehensive program for removing polluting and hazardous substances from all of its products. The relevant evidence of RoHS compliance is held as part of our controlled documentation for each of our compliant products. RoHS compliance parts are available to order, please refer to the ordering information section for further details.

Ordering Information:

TL5000DLJ

FC/UPC connector supplied as standard. This connector is present for testing purposes only. It is expected to be removed by the customer to allow connection splicing.

Evaluation Board Available on request

Contact Information

North America Bookham Worldwide Headquarters

2584 Junction Ave.
San Jose
CA 95134
USA

- Tel: +1 408 919 1500
- Fax: +1 408 919 6083

www.bookham.com
sales@bookham.com

Europe Paignton Office

Brixham Road
Paignton
Devon
TQ4 7BE
United Kingdom

- Tel: +44 (0) 1803 66 2000
- Fax: +44 (0) 1803 66 2801

Asia Shenzhen Office

2 Phoenix Road
Futian Free Trade Zone
Shenzhen 518038
China

- Tel: +86 755 33305888
- Fax: +86 755 33305805
+86 755 33305807

Important Notice

Performance figures, data and any illustrative material provided in this data sheet are typical and must be specifically confirmed in writing by Bookham before they become applicable to any particular order or contract. In accordance with the Bookham policy of continuous improvement specifications may change without notice. The publication of information in this data sheet does not imply freedom from patent or other protective rights of Bookham or others. Further details are available from any Bookham sales representative.

