

Product Features

- Doherty amplifier design
- GaN on SiC HEMT
- Small and light weight
- 50 Ohm Input/Output impedance matched
- Highly reliable and rugged design
- High efficiency, High Gain
- 16W typical P_{AVG}

Application

- WiMAX DPD amplifier
- General purpose RF amplifier



Description

The RTP26020-S0 is designed for RF system application frequencies from 2496MHz to 2690MHz, with high gain. This Pallet Amplifier uses GaN on SiC HEMT technology which performs high breakdown voltage, high linearity, high efficiency. The RTP26020-S0 is DPD application amplifier.

Electrical Specifications @ $V_{DD}=+30VDC$, $T=25^{\circ}C$, 50Ω

PARAMETER	Symbol	Min	Typ	Max	Unit
Frequency Range	BW	2496	-	2690	MHz
Output Power	P_{AVG}	-	16	20	Watt
Output Power @ Psat G.C.P	P_{sat}	-	100	-	Watt
Small Signal Gain	SSG	45	-	-	dB
Small Signal Gain Flatness	ΔG	-	± 1.0	± 2	dB
Gain Variation	ΔG_t		± 3.0		dB
ACLR @ WiMAX 10MHz 2FA	ACLR		-25dBr		dBr
Input VSWR	S11	-	1.5:1	1.7:1	-
Forward Coupling	FC	-	-30	-	dB
Operating Voltage	VDC	28	30	-	Volt
Efficiency @ Pout 16Watt	E		30		%

※ Test Signal Condition : WCDMA 4FA

Environmental Characteristics

PARAMETER	Symbol	Min	Typ	Max	Unit
Operating Temperature	T_c	-20	-	+50	$^{\circ}C$
Storage Temperature	T_s	-30	-	+60	$^{\circ}C$

Mechanical Specifications

PARAMETER	Value	Units	Limits
Dimensions (L x W x H)	150 x 90 x 18.5	mm	Max
RF Connectors In/Out	SMA Female		
RF Connector Coupling	MCX Female		
DC Connectors / Controls	Main 4Pin, Sub 6Pin		
Cooling	External Heat sink + airflow		

RF Interface Connectors

Pin #	Description	Specifications
1	RF IN	RF Input signal from TRx B'd
2	RF OUT	RF Output signal to TDD switch
3	RF FWD Port	RF Forward Detection signal For Feed-back

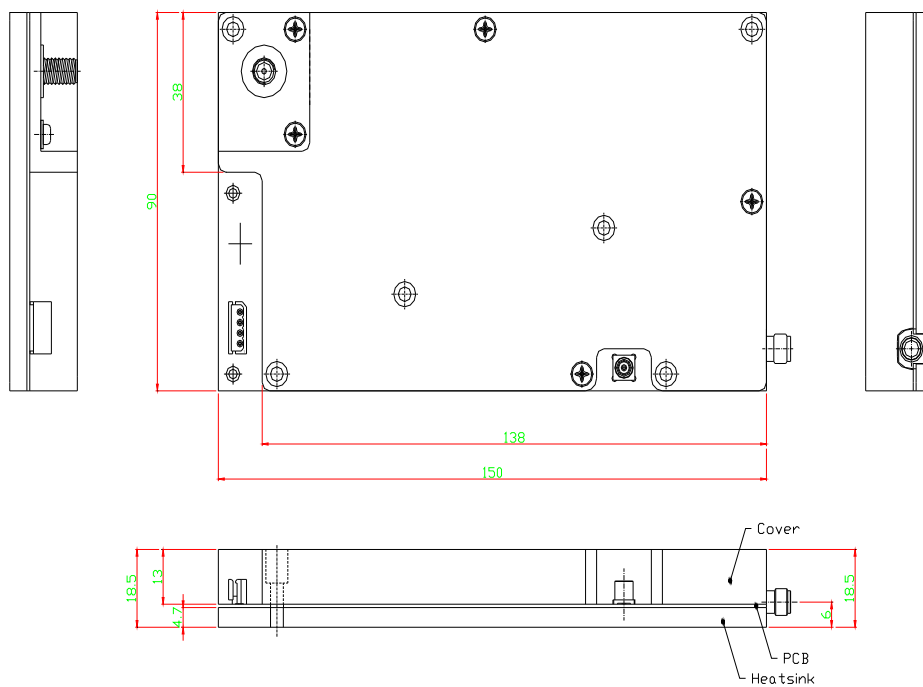
Main DC Connector

Pin #	Description	Specifications
1,2	Drive, Main Amp Stage +Vdd	+28V ~ +48V
3,4	GND	Ground

Sub DC Connector

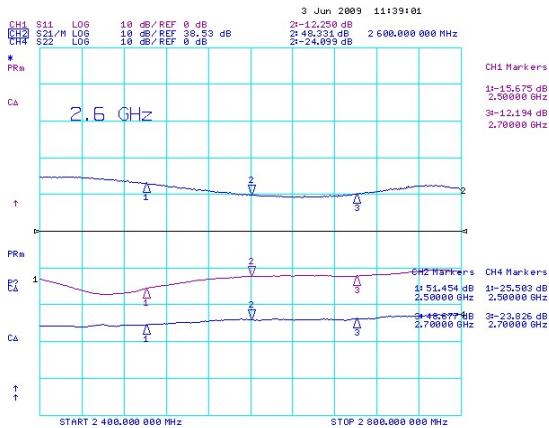
Pin #	Description	Specifications
1, 2	Gain Block Amp Stage +Vgg	+5V
3, 4	GND	Ground
5	TDD Signal	PA TDD control signal for switching gate bias
6	Temp. Monitor	Reporting Temperature data [0.75V/25 °C (10mV/°C)]

Outline Drawing



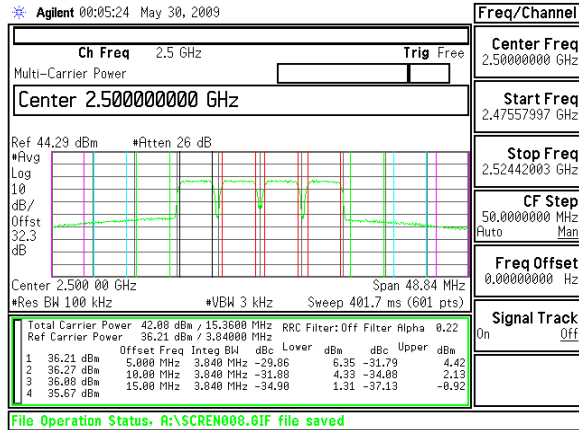
*Typical Performance(at +25 °C)

S-Parameter

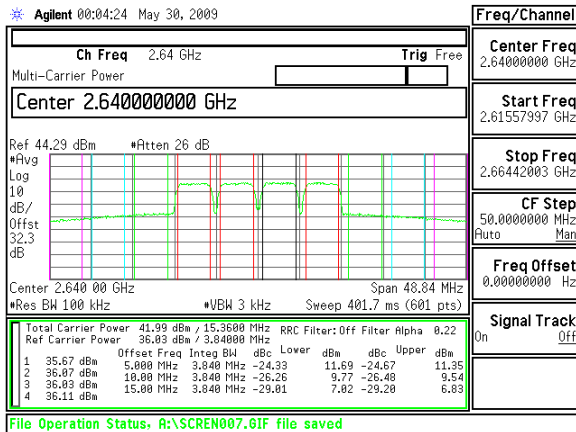


<Gain and Return Loss>

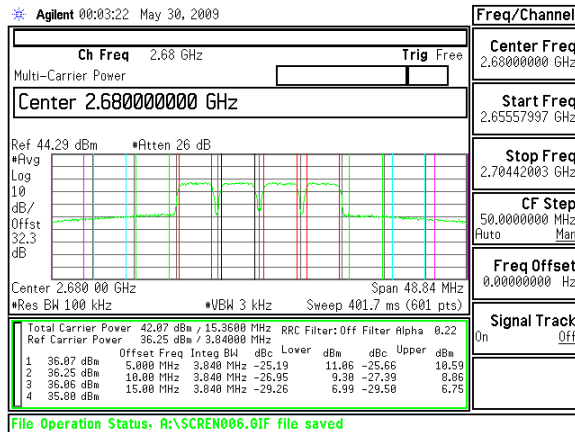
WCDMA 4FA signal @ 2600MHz



WCDMA 4FA signal @ 2640MHz



WCDMA 4FA signal @ 2640MHz



RFHIC Corporation (RFHIC) reserves the right to make changes to any products herein or to discontinue any product at any time without notice. RFHIC do not assume any liability for the suitability of its products for any particular purpose, and disclaims any and all liability, including without limitation consequential or incidental damages. The product specifications herein expressed have been carefully checked and are assumed to be reliable. However, RFHIC disclaims liability for inaccuracies and strongly recommends buyers to verify that the information they are using is current before placing purchase orders. RFHIC products are not intended for use in life support equipment or application where malfunction of the product can be expected to result in personal injury or death. Buyer uses or sells such products for any such unintended or unauthorized application, buyer shall indemnify, protect and hold RFHIC and its directors, officers, stockholders, employees, representatives and distributors harmless against any and all claims arising out of such use. RFHIC's liability under or arising out of damages, claims of whatsoever kind and nature which RFHIC products could cause shall be limited in amount to the net purchase price of the products sold to buyer by RFHIC.