


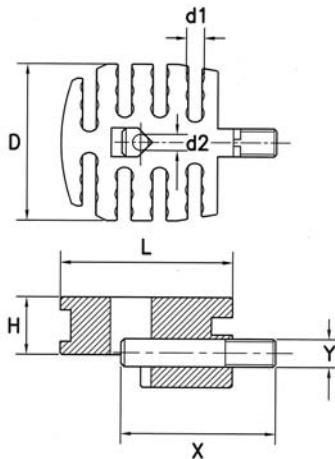
OFCBU/OFCBUGB

Optical Fiber Tube Gripper Saddle



Features

- Cable retention: >1.5kN
- OFBLT retention: >100N
- Maximum of 24 cable elements or 24 fiber bundles



| Gland Box Part No. | Cable Diameter |
|--------------------|-----------------------|
| OFCBUGB-00 | .16-.33 (4.0 - 8.5) |
| OFCBUGB-0 | .30-.79 (7.5 - 20.0) |
| OFCBUGB-1 | .37-.51 (9.5 - 13.0) |
| OFCBUGB-2 | .51-.71 (13.0 - 18.0) |
| OFCBUGB-3 | .69-.98 (17.5 - 25.0) |

Standard Pack: 1 per bag

Description

At distribution points, multi-fiber cables need to have the individual fibers or cable elements separated and protected by a management system. The cable strength member has to be terminated and anchored to prevent damage to the fibers from cable movement or pull out.

The Optical Fiber Cable Breakout Unit affords quick, easy and positive arrangements of the fibers or cable elements, which are sheathed in OFBLT to give permanent protection. Assembly of tubes is made easy by a simple "lay through" design, no threading is required.

The strength member retainer is simply inserted over the terminated cable as shown and clamps both the cable and the breakout unit to the jointing chassis.

A secure fiber management system that minimizes installation time and maximizes fiber integrity and security. Once installed, it can be left with total peace of mind.

For further protection, a gland box is available.

| Miniflex technology manufactured by Richco - Patented | | | | | | | |
|---|-----------------------|-----------|-------------|------------|-------------|-------------|-----------|
| Material: Flame Retardant Nylon, RMS-19 (UL 94V0); Bolt: Stainless Steel • Color: Black | | | | | | | |
| Part No. | Standard Pack: 10/bag | | | | | | |
| | "d1" | "d2" | "D" | "H" | "L" | "X" | "Y" |
| OFCBU-24-05-19BLK | .20 (5.0) | .19 (4.7) | 1.73 (44.0) | .63 (16.0) | 1.93 (49.0) | 1.73 (44.0) | .31 (8.0) |

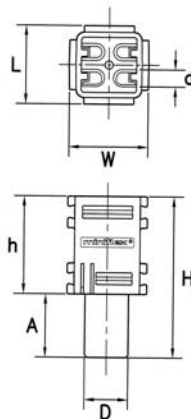
OFM

Optical Fiber Manifold



Features

- Ability to stack
- Tube retention: >100N
- For OFM Crimp Rings (For terminating GRP strength members) order: OFM-CR
- For a Development Kit containing all adapters, order: OFM-4-05-19BLK
- Gland box also available (see above picture); use part number: OFM-04-PG16BLK



Description

The 1 into 4 Optical Fiber Manifold enables small multiple fiber cables with aramid and similar strength reinforcement or central GRP strength member to be mechanically and securely terminated. OFBLT at the output ports gives full radius control and crush protection while still allowing an easy to route fiber "lay-through" design. OFBLT can also be used at the input port

| Part No. | "D" | "h" | "A" | "d" | "H" | "L" | "W" |
|------------|------------|-------------|------------|-----------|-------------|-------------|-------------|
| OFM series | .51 (13.0) | 1.14 (29.0) | .73 (18.5) | .20 (5.0) | 1.87 (47.5) | 0.91 (23.0) | 0.91 (23.0) |

| Miniflex technology manufactured by Richco - Patented | | | |
|---|--------------------------------|---------------|--|
| Material: Flame Retardant Nylon, RMS-19 (UL 94V0); Color: Black | | | |
| Part No. | Standard Pack: 10/bag | | |
| | Incoming Cable Size Diameter | Adapter Color | |
| OFM-C-1-05-19BLK | .098 - .138 (2.5 - 3.5) | Black | |
| OFM-C-2-05-19BLK | .118 - .157 (3.0 - 4.0) | Blue | |
| OFM-C-3-05-19BLK | .161 - .197 (4.1 - 5.0) | Brown | |
| OFM-C-4-05-19BLK | .201 - .236 (5.1 - 6.0) | Green | |
| OFM-C-5-05-19BLK | .240 - .276 (6.1 - 7.0) | Red | |
| OFM-C-6-05-19BLK | .280 - .335 (7.1 - 8.5) | Black Rubber | |
| OFM-C-7-05-19BLK | .335 - .425 (8.5 - 10.8) | Black Rubber | |
| OFM-T-05-19BLK | .197 (5.0) OFBLT | Split Black | |
| OFM-T-635-19BLK | .197 - .250 (5.0 - 6.35) OFBLT | Split Blue | |