


## Pulse transformers for THT mounting

**Description**

- High insulation rating (>3.2 kVAC) between the primary and the secondary windings
- High insulation rating up to 500V between the secondary windings
- Small coupling capacitances between primary and secondary windings limit transient feedback from the power supply side to the control electronics
- The defined partial discharge voltage guarantees an effectively unlimited serviceable life

**Standards**

- VDE 110b

**Applications**

- Galvanic separation of drive- and power-circuit
- Mainly used in ignition circuits with Thyristors, Triacs, power transistors and IGBT's
- DC/DC converters
- Line coupling transformers in high speed data transmission

**References**

[General Product Information](#)

**Weblinks**

[Approvals](#), [RoHS](#), [CHINA-RoHS](#), [e-Store](#), [Distributor-Stock-Check](#)

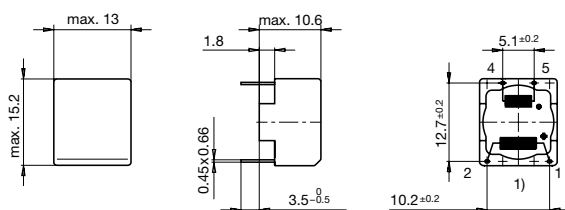
**Technical Data**

Rated voltage	up to 600 VAC
Voltage Time Integral	150 - 400 V $\mu$ s
Pulse Rise Time	0.05 - 1.5 $\mu$ s
Turns Ratio	1:1, 2:1, 1:1:1
Terminal technic	THT
Weight	6 - 11 g
Material: Housing	Plastics
Sealing Compound	UL 94V-0

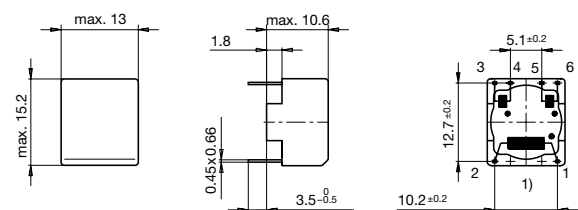
Climatic Category	25/100/21 acc. to IEC 60068-1
Allowable Operation Temp.	-25°C to 100°C

**Dimensions**

## Case 35-3

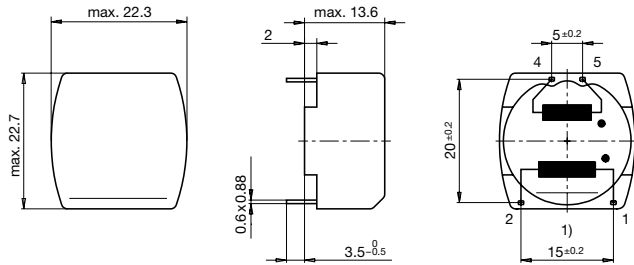


## Case 35-4

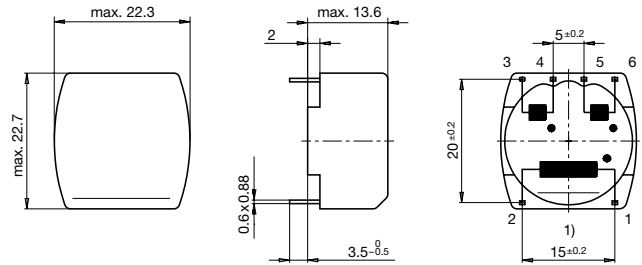


1) Prim.

Case 39-3



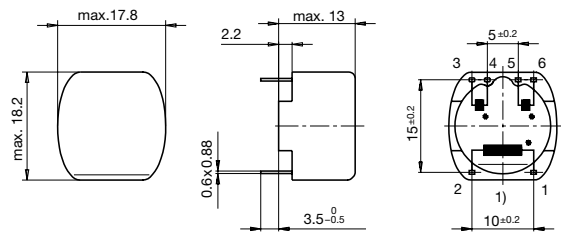
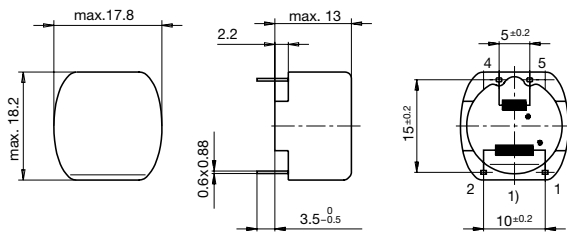
Case 39-4



1) Prim.

Case 49-4

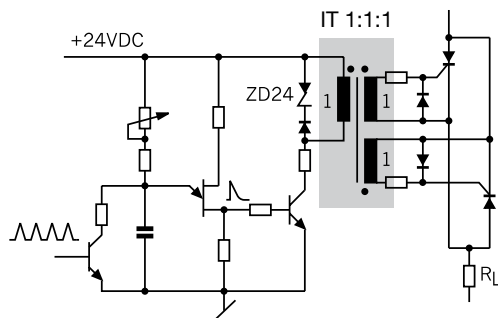
Case 49-3



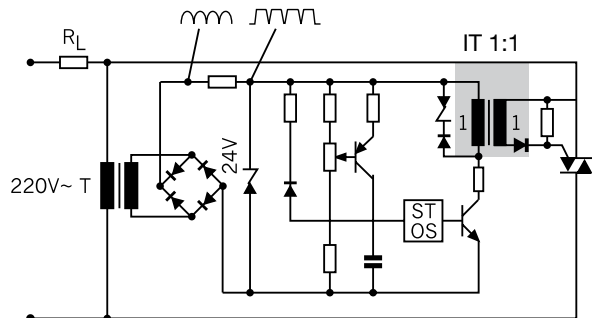
1) Prim.

1) Prim.

Diagrams



Firing of antiparallel Thyristors (SCR's) by means of unijunction and transistor amplifiers



Triac phase angle control

Variants

Turns Ratio	T <sub>r</sub> [μs]	I <sub>ign</sub> [A]	U <sub>isol</sub> [kV]	U <sub>s</sub> x T <sub>w</sub> [Vμs]	L <sub>s</sub> [mH]	R <sub>p</sub> [Ω]	R <sub>s</sub> [Ω]	C <sub>c</sub> [pF]	Weight [g]	Packing unit [pcs.]	Housing	Order Number
1:1	0.9	0.1	3.5	200	2.8	1	1	20	8	480	35-3	ITNA-0235-D103
1:1	1	0.17	3.5	400	2.2	0.4	0.4	20	11	28	39-3	ITNA-0239-D202
1:1	1	0.1	3.5	300	3.5	0.7	0.7	20	9	45	49-3	ITNA-0249-D104