

Subminiature Fuse, 11.5 x 5 mm, Flink F



IEC 60127-4 · 250 VAC · Quick-Acting F



Description

- Not recommended for new designs

Standards

- IEC 60127-4/1
- UL 248-14
- CSA C22.2 no. 248.14

Approvals

- UL File Number: E41599

Applications

- Primary Protection on PCB


References

[General Product Information](#)
 Time-Current Curves see last page
 Corresponding Fuseholder [231819](#)
[Packaging Details](#)

Weblinks


[Approvals](#), [RoHS](#), [CHINA-RoHS](#), [e-Store](#), [SCHURTER-Stock-Check](#), [Distributor-Stock-Check](#)

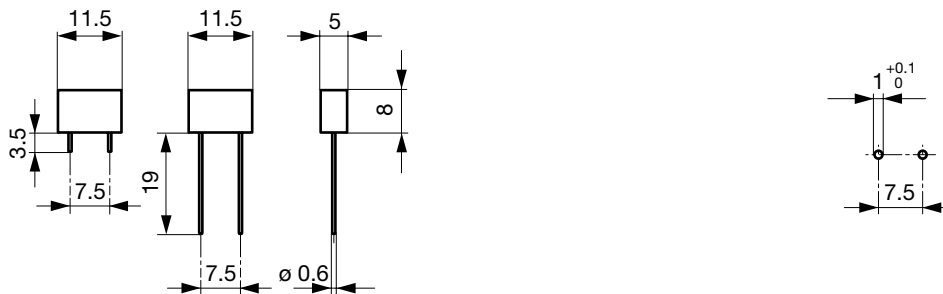
Technical Data

Rated Voltage	250 VAC
Rated Current	0.16 - 10 A
Breaking Capacity	100 A
Characteristic	Quick-Acting F
Mounting	PCB, THT
Admissible Ambient Air Temp.	-40 °C to 85 °C
Climatic Category	40/085/21 acc. to IEC 60068-1
Material: Housing	Thermoplastic, UL 94V-0
Material: Terminals	Tin-Plated Copper
Unit Weight	0.72 g
Storage Conditions	0 °C to 60 °C, max. 70% r.h.
Product Marking	 Current Rating, Voltage Rating, Characteristic, Breaking Capacity, Approvals

Soldering Methods	Wave, Iron
Solderability	235 °C / 2 sec acc. to IEC 60068-2-20, Test Ta, method 1
Resistance to Soldering Heat	260 °C / 5 sec acc. to IEC 60068-2-20, Test Tb, method 1A
Resistance to Vibration	acc. to IEC 60068-2-6, test Fc

Dimensions

Length  11.5 mm




Drilling Diagram

Pre-Arcing Time

Rated Current In	1.25 x In min.	2.0 x In max.	10.0 x In min.	10.0 x In max.
0.16 A - 10 A	60 min	120 s	1 ms	10 ms

Variants

S = Short Terminals
L = Long Terminals
T = Taped and Reeled

Rated Current [A]	Rated Voltage [VAC]	Breaking Capacity	Voltage Drop 1.0 In typ. [mV]	Power Dissipation 1.25 I _n typ. [mW]	Melting I ² t 10.0 Intyp. [A ² s]				S	L	T	Order Number
0.16	250	1)	345	110	0.006	●	●	●				7100.1057.xx
0.2	250	1)	300	190	0.01	●	●	●				7100.1058.xx
0.25	250	1)	260	210	0.028	●	●	●				7100.1059.xx
0.315	250	1)	270	240	0.04	●	●	●				7100.1060.xx
0.4	250	1)	260	310	0.088	●	●	●				7100.1061.xx
0.5	250	1)	115	110	0.058	●	●	●				7100.1062.xx
0.63	250	1)	100	120	0.1	●	●	●				7100.1063.xx
0.8	250	1)	95	150	0.21	●	●	●				7100.1064.xx
1	250	2)	155	300	0.18	●	●	●				7100.1065.xx
1.25	250	2)	150	360	0.28	●	●	●				7100.1066.xx
1.6	250	2)	115	340	0.61	●	●	●				7100.1067.xx
2	250	2)	112	450	1	●	●	●				7100.1068.xx
2.5	250	3)	100	500	1.2	●	●	●				7100.1069.xx
3.15	250	3)	90	520	2.4	●	●	●				7100.1070.xx
4	250	3)	95	850	4.1	●	●	●				7100.1071.xx
5	250	3)	90	800	7.2	●	●	●				7100.1072.xx
6.3	250	4)	85	960	15	●	●	●				7100.1073.xx
8	250	4)	80	1000	25	●	●	●				7100.1074.xx
10	250	4)	75	1450	50	●	●	●				7100.1075.xx
0.16	250	1)	345	110	0.006	●	●		●	●		7100.1157.xx
0.2	250	1)	300	190	0.01	●	●		●	●		7100.1158.xx
0.25	250	1)	260	210	0.028	●	●		●	●		7100.1159.xx
0.315	250	1)	270	240	0.04	●	●		●	●		7100.1160.xx
0.4	250	1)	260	310	0.088	●	●		●	●		7100.1161.xx
0.5	250	1)	115	110	0.058	●	●		●	●		7100.1162.xx
0.63	250	1)	100	120	0.1	●	●		●	●		7100.1163.xx
0.8	250	1)	95	150	0.21	●	●		●	●		7100.1164.xx
0.25	250	1)	260	210	0.28	●	●		●	●		7100.1159.xx
1	250	2)	155	300	0.18	●	●		●	●		7100.1165.xx
1.25	250	2)	150	360	0.28	●	●		●	●		7100.1166.xx
1.6	250	2)	115	340	0.61	●	●		●	●		7100.1167.xx
2	250	2)	112	450	1	●	●		●	●		7100.1168.xx
2.5	250	3)	100	500	1.2	●	●		●	●		7100.1169.xx
3.15	250	3)	90	520	2.4	●	●		●	●		7100.1170.xx
4	250	3)	95	850	4.1	●	●		●	●		7100.1171.xx
5	250	3)	90	800	7.2	●	●		●	●		7100.1172.xx
6.3	250	4)	85	960	15	●	●		●	●		7100.1173.xx
8	250	4)	80	1000	25	●	●		●	●		7100.1174.xx
10	250	4)	75	1450	50	●	●		●	●		7100.1175.xx

- 1) UL: 35 A @ 250 VAC/DC / 10 kA @ 125 VAC, p.f. = 0.7 - 0.8
- 2) UL: 63 A @ 250 VAC/DC / 10 kA @ 125 VAC, p.f. = 0.7 - 0.8
- 3) UL: 63 A @ 250 VAC/DC
- 4) UL: 63 A @ 250 VAC

Packaging Unit

- .xx = .13 / S = Short Terminals Plastic Bag (100 pcs.)
- .xx = .13 / L = Long Terminals Plastic Bag (100 pcs.)
- .xx = .95 / T = Reeled Taped 36 cm Reel (500 pcs.)
- .xx = .96 / T = Reeled Taped 36 cm Reel (1000 pcs.)

Time-Current Curves

