

PLEASE CHECK WWW.MOLEX.COM FOR LATEST PART INFORMATION

Part Number: [0003062043](#)
Status: **Active**
Overview: [standard_062](#)
Description: 1.57mm (.062") Diameter Standard .062 Pin and Socket Plug Housing, Dual row, with Panel Mount Ears, PA Polyamide Nylon 6/6, UL 94V-2, 4 Circuits

Documents:

[3D Model](#) [Packaging Specification \(PDF\)](#)
[Drawing \(PDF\)](#) [RoHS Certificate of Compliance \(PDF\)](#)

Agency Certification

CSA LR19980
 UL E29179

General

Product Family Crimp Housings
 Series [2004](#)
 Overview [standard_062](#)
 Product Name Standard .062"

Physical

Circuits (maximum) 4
 Circuits Detail (2 x 2)
 Color - Resin Natural
 Flammability 94V-2
 Gender Male
 Glow-Wire Compliant No
 Lock to Mating Part Yes
 Material - Resin Nylon
 Number of Rows 2
 Packaging Type Bag
 Panel Mount Yes
 Pitch - Mating Interface (in) 0.145 In
 Pitch - Mating Interface (mm) 3.68 mm
 Polarized to Mating Part Yes
 Stackable No
 Temperature Range - Operating -40°C to +105°C

Electrical

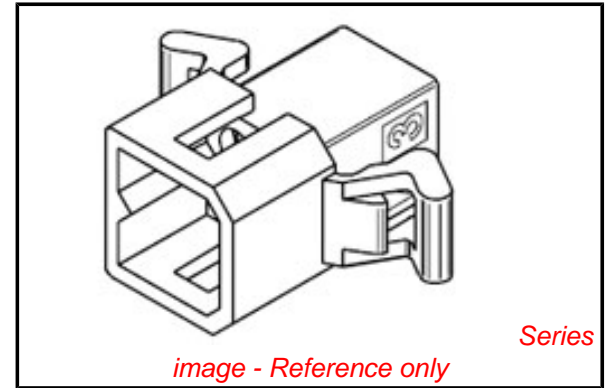
Current - Maximum per Contact 5A

Material Info

Old Part Number 2004P

Reference - Drawing Numbers

Sales Drawing SD-2004-*



EU RoHS

ELV and RoHS Compliant
REACH SVHC Contains SVHC: No
Halogen-Free Status

China RoHS



Not Reviewed

Need more information on product environmental compliance?

Email productcompliance@molex.com
 For a multiple part number RoHS Certificate of Compliance, [click here](#)

Please visit the [Contact Us](#) section for any non-product compliance questions.

Search Parts in this Series

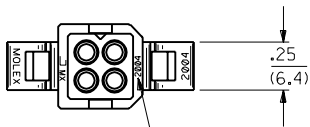
[2004Series](#)

Mates With

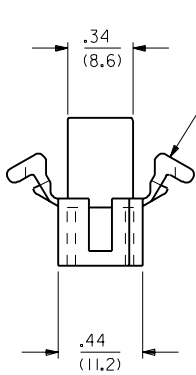
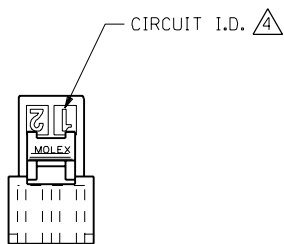
[03-06-1043](#) Panel Mount Receptacle,
[03-06-1044](#) Free Hanging Receptacle

Use With

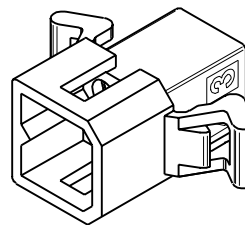
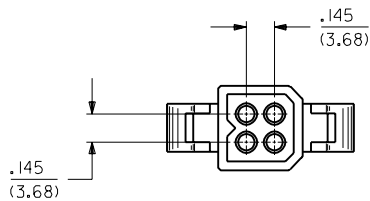
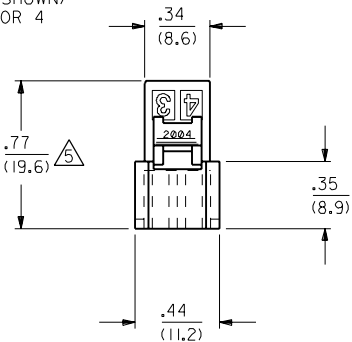
[1560](#) male crimp terminals, [1561](#) female crimp terminals, [4559](#) , [4529](#) , [2190](#) , [2189](#) , [1787](#) female crimp terminals, [1786](#) male crimp terminals, [1854](#) male crimp terminals, [1855](#) female crimp terminals, [1778](#) male PC tail terminals, [1779](#) female PC tail terminals



ENG. NO. LOCATION FOR PARTS W/O MTC. EARS



MOUNTING EAR (2 PL.) (PREVENT EAR SHOWN) SEE DETAIL 3 OR 4



PLUG HOUSING

K	3	K	OBsolete P/N UCR2002-0270 COMERC 01/10/1
J2	1	I	X-REMOVE PER ECN U3 0816 GC 5/25/93 RW
J1	1	I	X-RELEASE PER ECN U3 0769 GC 5/18/93 RW
J	1	I	REV. PER ECN U2-1825 AFG 92-12-18 RW
I	2	I	REDRAWN & REV'D. ON CAD. ECR U1 1774 GC 8/27/91
K	1	K	
MFG. SH.	REV.	LTR.	REVISIONS

REVISE ONLY ON CAD SYSTEM

TITLE: **PLUG AND RECEPTACLE HOUSINGS, 4 CIRCUIT .062/(1.57) DIA.**

DATE: 8/27/91

PART NO.: **SD-2004-***

DRWG. NO.: **SD-2004-***

DRWG. BY: **GC** CHK'D. BY: **RW** SCALE: **2:1**

FILE NAME: **H2004C4.S04**

THIS DRAWING CONTAINS INFORMATION THAT IS PROPRIETARY TO MOLEX INC. AND SHOULD NOT BE USED WITHOUT WRITTEN PERMISSION.

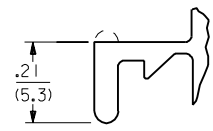
PLUG		
PART NO.	ENG. NO.	
03-06-2043	2004-P	
03-06-7043	2004-PBK	
03-06-2044	2004-PI	
03-06-7044	2004-PIBK	
PRELIMINARY	2004-P2	
03-06-7045	2004-PIRD	OBSOLETE
03-06-7046	2004-PIBN	OBSOLETE
03-06-7047	2004-PIOR	OBSOLETE

RECEPTACLE		
PART NO.	ENG. NO.	
03-06-1043	2004-R	
03-06-6043	2004-RBK	
03-06-1044	2004-RI	
03-06-6044	2004-RIBK	OBSOLETE
03-06-1046	2004-R3	OBSOLETE
03-06-1052	2004-R5	OBSOLETE
03-06-6052	2004-R5BK	OBSOLETE
PRELIMINARY	2004-R2	
03-06-6045	2004-RRD	OBSOLETE
03-06-6046	2004-RBN	OBSOLETE
03-06-6048	2004-ROR	OBSOLETE

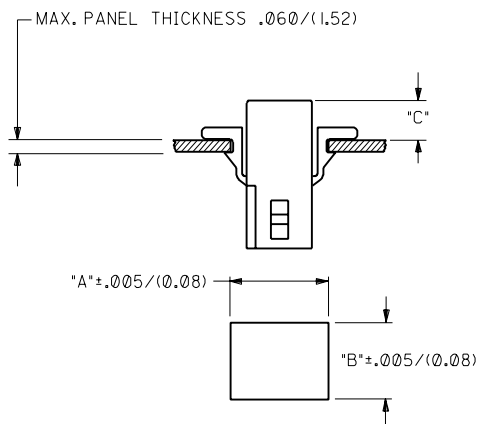
LEGEND:

2004-***
 P = PLUG
 R = RECEPTACLE

BLANK = WITH STANDARD EARS
 1 = WITHOUT EARS
 2 = WITH PREBENT EARS
 3 = W/O EARS, W/O DETENTS
 5 = W/O EARS, WITH POSITIVE LOCKS



NOTE:
 THIS DRAWING ENCOMPASSES ALL 2004 SERIES HOUSINGS EXCEPT 2004-R7.



RECOMMENDED HOLE PATTERN

HOUSING	DIM. "A"	DIM. "B"	PREBENT EAR DIM. "C"	STD. EAR DIM. "C"
PLUG	.615 (15.62)	.465 (11.81)	.26 (6.6)	.26 (6.6)
RECEPTACLE	.506 (12.85)	.400 (10.16)	.24 (6.1)	.24 (6.1)

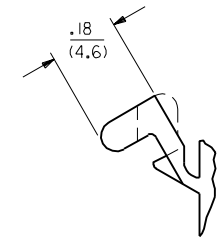
NOTES:

- MATERIAL - NYLON TYPE 6/6, 94V-2
- THIS PRODUCT COMPLIES WITH MOLEX PRODUCT SPEC 02-06.
- HOUSINGS FOR USE WITH MOLEX .062/(1.57) DIA. SERIES TERMINALS.
- CIRCUIT I.D. NUMBERS ON SIDE OF HOUSING APPEAR ON PARTS FROM TOOLS BUILT AFTER 8/26/91.
- THIS DIMENSION .020/(0.51) LESS ON TOOLS BUILT PRIOR TO 8/26/91.

COLOR: _____
 BLANK = NATURAL
 AM=AMBER BK=BLACK BU=BLUE
 BN=BROWN GY=GRAY GN=GREEN
 OR=ORANGE RD=RED YW=YELLOW

DETAIL 3

STANDARD MOUNTING EARS
 (SCALE 4:1)



DETAIL 4

PREBENT MOUNTING EARS
 (SCALE 4:1)

DIMENSIONS SHOWN (METRIC) INCH UNLESS OTHERWISE SPECIFIED TOLERANCES ANGULAR ± 10°		▽ = 0 ▼ = 0		REVISE ONLY ON CAD SYSTEM	
INCH METRIC		TITLE		PART NO.	
3 PLACE ± .010	---	PLUG AND RECEPTACLE HOUSINGS, 4 CIRCUIT .062/(1.57) DIA.		SHEET NO. 3 DATE 8/28/91	
2 PLACE ± .014 ± 0.25	---	MOLEX INCORPORATED U.S.A.		DRAWG. NO. SD-2004-*	
1 PLACE --- ± 0.36	---	L15LEJLL 60532		SEE CHART	
DRAFT WHERE APPLICABLE MUST REMAIN WITHIN DIMENSIONS		FILE NAME H2004C4		THIS DRAWING CONTAINS INFORMATION THAT IS PROPRIETARY TO MOLEX INC. AND SHOULD NOT BE USED WITHOUT WRITTEN PERMISSION.	
DRWG. BY JJS	CHK'D. BY RW	SCALE 2 : 1		DIV. CP	
APP'D. BY RS	REVISIONS		REVISIONS		SIZE C

2004

CP C