

**PLEASE CHECK WWW.MOLEX.COM FOR LATEST PART INFORMATION**

**Part Number:** [0737701109](#)  
**Status:** **Active**  
**Overview:** [hdm](#)  
**Description:** 2.00mm (.079") Pitch HDM® Board-to-Board Stacking Header, High Rise Vertical, SMC, Closed End Option, 144 Circuits

**Documents:**

[Drawing \(PDF\)](#) [RoHS Certificate of Compliance \(PDF\)](#)  
[Product Specification PS-73780-999 \(PDF\)](#)

**Agency Certification**

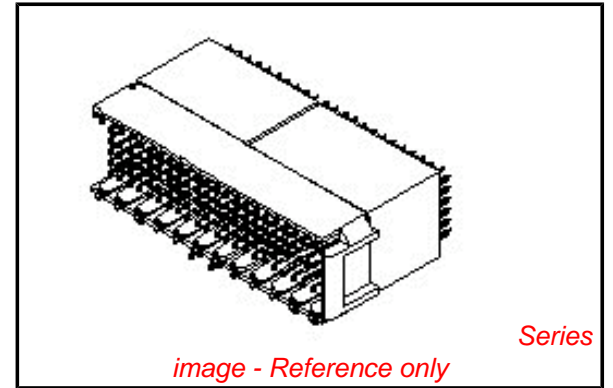
CSA LR19980

**General**

Product Family Backplane Connectors  
 Series [73770](#)  
 Application Backplane, Mezzanine  
 Comments Closed End Option  
 Component Type PCB Header  
 Overview [hdm](#)  
 Product Name HDM®  
 Style N/A

**Physical**

Circuits (Loaded) 144  
 Circuits (maximum) 144  
 Color - Resin Black  
 Durability (mating cycles max) 250  
 First Mate / Last Break No  
 Flammability 94V-0  
 Guide to Mating Part No  
 Keying to Mating Part None  
 Material - Metal Phosphor Bronze  
 Material - Plating Mating Gold  
 Material - Plating Termination Tin  
 Material - Resin High Temperature Thermoplastic  
 Number of Columns 24  
 Number of Pairs Open Pin Field  
 Number of Rows 6  
 Orientation Vertical  
 PC Tail Length (in) 0.142 In  
 PC Tail Length (mm) 3.60 mm  
 PCB Locator No  
 PCB Retention None  
 PCB Thickness Recommended (in) 0.098 In  
 PCB Thickness Recommended (mm) 2.50 mm  
 Packaging Type Tube  
 Pitch - Mating Interface (in) 0.079 In  
 Pitch - Mating Interface (mm) 2.00 mm  
 Pitch - Term. Interface (in) 0.079 In  
 Pitch - Term. Interface (mm) 2.00 mm  
 Plating min: Mating (µin) 30  
 Plating min: Mating (µm) 0.75  
 Plating min: Termination (µin) 15  
 Plating min: Termination (µm) 0.375  
 Polarized to PCB No



**EU RoHS**

**ELV and RoHS  
 Compliant**  
**REACH SVHC  
 Contains SVHC: No**  
**Halogen-Free  
 Status**

**China RoHS**



**Not Reviewed**

**Need more information on product  
 environmental compliance?**

Email [productcompliance@molex.com](mailto:productcompliance@molex.com)  
 For a multiple part number RoHS Certificate of  
 Compliance, [click here](#)

Please visit the [Contact Us](#) section for any  
 non-product compliance questions.

**Search Parts in this Series**

[73770Series](#)

**Mates With**

[73632 HDM PLUS® Board-to-Board  
 Daughtercard Receptacle.](#) [73780 HDM®  
 Board-to-Board Daughtercard Receptacle](#)

**Application Tooling | FAQ**

*Tooling specifications and manuals are  
 found by selecting the products below.  
 Crimp Height Specifications are then  
 contained in the Application Tooling  
 Specification document.*

**Global**

Description	Product #
Flat Rock Tooling for Pneumatic Press	<a href="#">0622013700</a>
HDM® Backplane Insertion Signal Contact Tool	<a href="#">0621001400</a>
HDM® Backplane Insertion Head for 144 Positions	<a href="#">0622005703</a>

Stackable	No
Surface Mount Compatible (SMC)	Yes
Temperature Range - Operating	-55°C to +105°C
Termination Interface: Style	Through Hole - Compliant Pin

Extraction Tool	0621001000
-----------------	------------

### Electrical

Current - Maximum per Contact	1A
Data Rate	1.0 Gbps
Real Signals (per 25mm)	75
Shielded	No
Voltage - Maximum	250V AC

### Material Info

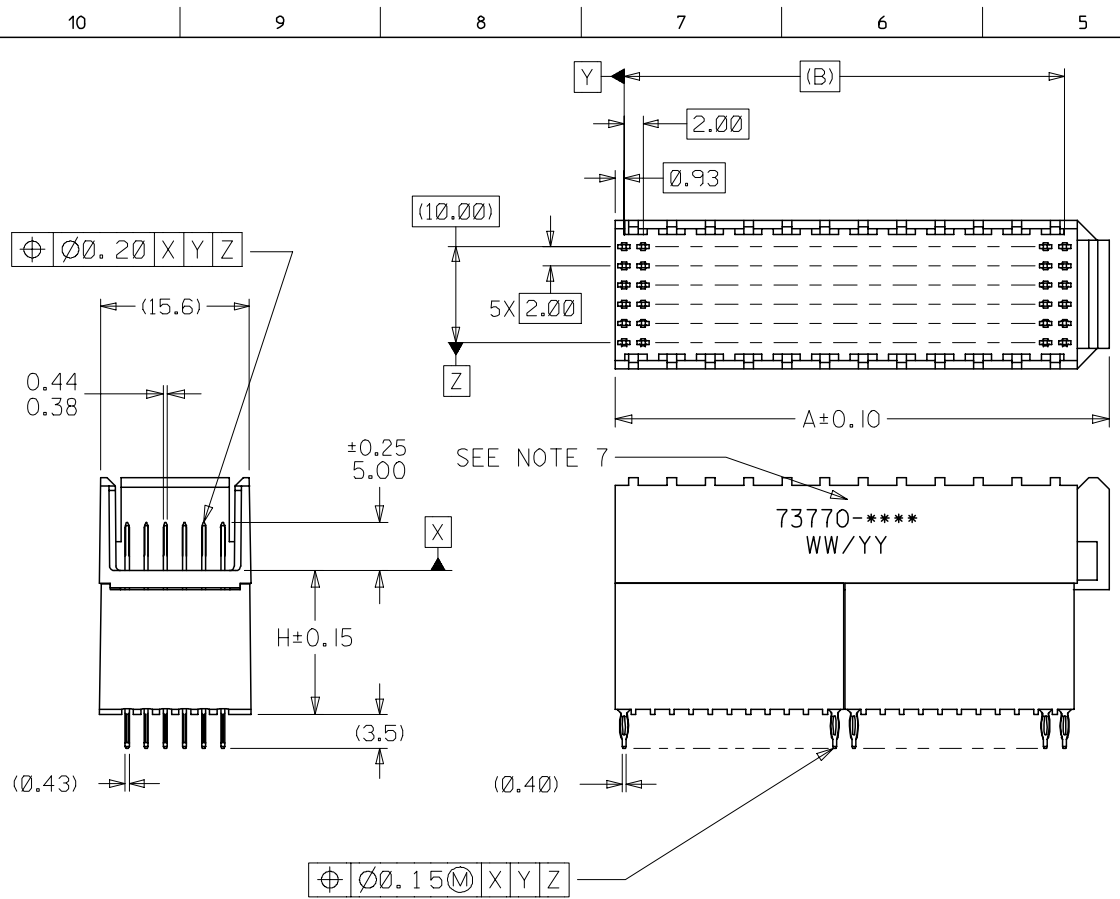
#### Reference - Drawing Numbers

Packaging Specification	PK-70873-0870
Product Specification	PS-73780-999
Sales Drawing	SD-73770-002

HDM and High Density Metric are trademarks of Amphenol Corporation

This document was generated on 05/14/2010

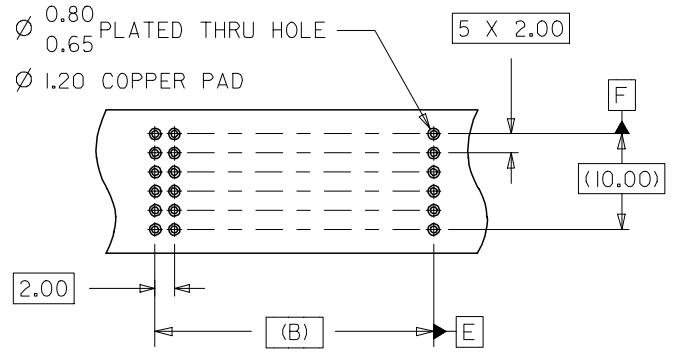
**PLEASE CHECK [WWW.MOLEX.COM](http://WWW.MOLEX.COM) FOR LATEST PART INFORMATION**



- NOTES:
1. MATERIALS: HOUSING-LIQUID CRYSTAL POLYMER (LCP), GLASS-FILLED UL 94V-0, COLOR: BLACK, TERMINAL: PHOSPHOR BRONZE
  2. FINISH: SELECTIVE GOLD (AU) IN CONTACT AREA, 0.76 MICROMETER MINIMUM THICKNESS; SELECTIVE TIN (Sn) ON TAILS, 0.38 MICROMETER MINIMUM THICKNESS; NICKEL (Ni) UNDERPLATE OVERALL.
  3. THIS PART CONFORMS TO MOLEX PRODUCT SPECIFICATION: PS-73780-999.
  4. DIMENSIONS ARE IN MILLIMETERS
  5. RECOMMENDED PCB THICKNESS: 2.50 MINIMUM
  6. PACKAGE PER PK-70837-0870, PK-70873-0871, OR PK-70873-00875
  7. PART MARKED WITH PART NUMBER AND DATE CODE APPROXIMATELY WHERE SHOWN.

⊕ ∅0.15 (M) X Y Z

- ∅ 0.838 DRILL
- ∅ 0.80 PLATED THRU HOLE
- 0.65
- ∅ 1.20 COPPER PAD



BACKPLANE HOLE PATTERN

ASSEMBLY P/N	TOTAL NUMBER OF SIGNAL CONTACTS	DIM "A"	DIM "B"	DIM "H"
73770-0109	72	27.6	22.00	15.05
73770-0209	72	27.6	22.00	6.05
73770-0309	72	27.6	22.00	10.05
73770-1109	144	51.6	46.00	15.05
73770-1209	144	51.6	46.00	6.05
73770-1309	144	51.6	46.00	10.05

INITIAL RELEASE EC NO: UCP2005-2847 DRW:MIBARRA 2005/07/25 CHKD:BSMART 2005/07/26 APPR:SMILLER 2005/07/27	QUALITY SYMBOLS	GENERAL TOLERANCES (UNLESS SPECIFIED)	DIMENSION STYLE	SCALE	DESIGN UNITS	THIRD ANGLE PROJECTION
	▽=0	mm INCH	MM ONLY	2:1	METRIC	
	▽=0	4 PLACES ± --- ± ---				
		3 PLACES ± --- ± ---				

2 PLACES ± 0.05 ± ---	1 PLACE ± 0.10 ± ---	ANGULAR ± 1/2°	DRAFT WHERE APPLICABLE MUST REMAIN WITHIN DIMENSIONS
-----------------------	----------------------	----------------	--

DRAWN BY	DATE	TITLE
MIBARRA	05/07/06	SALES ASSY HDM BACKPLANE STACKING MODULE CLOSED END OPTION PRESSFIT
CHECKED BY	DATE	
BSMART	05/07/06	
APPROVED BY	DATE	
SMILLER	05/07/06	
MATERIAL NO.	DOCUMENT NO.	
SEE TABLE	SD-73770-002	

MOLEX INCORPORATED		SHEET NO.
		1 OF 1
THIS DRAWING CONTAINS INFORMATION THAT IS PROPRIETARY TO MOLEX INCORPORATED AND SHOULD NOT BE USED WITHOUT WRITTEN PERMISSION		