

PLEASE CHECK WWW.MOLEX.COM FOR LATEST PART INFORMATION

Part Number: [0737803157](#)
Status: **Active**
Overview: [hdm](#)
Description: 2.00mm (.079") Pitch HDM® Board-to-Board Daughtercard Receptacle, Vertical, Signal Module, 144 Circuits, Mounted Height 17.00mm (.669"), Pin Length 3.50mm (.138"), Press Fit

Documents:

[3D Model](#) [Product Specification PS-73780-999 \(PDF\)](#)
[Drawing \(PDF\)](#) [RoHS Certificate of Compliance \(PDF\)](#)

General

| | |
|----------------|-------------------------|
| Product Family | Backplane Connectors |
| Series | 73780 |
| Application | Daughtercard, Mezzanine |
| Comments | Press Fit Tail |
| Component Type | PCB Receptacle |
| Overview | hdm |
| Product Name | HDM® |
| Style | N/A |

Physical

| | |
|--------------------------------|--------------------------------|
| Circuits (Loaded) | 144 |
| Circuits (maximum) | 144 |
| Color - Resin | Black |
| Durability (mating cycles max) | 250 |
| First Mate / Last Break | No |
| Guide to Mating Part | No |
| Keying to Mating Part | None |
| Material - Metal | Copper-Nickel-Tin |
| Material - Plating Mating | Gold |
| Material - Plating Termination | Tin |
| Material - Resin | High Temperature Thermoplastic |
| Number of Columns | 24 |
| Number of Pairs | Open Pin Field |
| Number of Rows | 6 |
| Orientation | Vertical |
| PC Tail Length (in) | 0.138 In |
| PC Tail Length (mm) | 3.50 mm |
| PCB Locator | No |
| PCB Retention | None |
| PCB Thickness Recommended (in) | 0.063 In |
| PCB Thickness Recommended (mm) | 1.60 mm |
| Packaging Type | Tube |
| Pitch - Mating Interface (in) | 0.079 In |
| Pitch - Mating Interface (mm) | 2.00 mm |
| Pitch - Term. Interface (in) | 0.079 In |
| Pitch - Term. Interface (mm) | 2.00 mm |
| Plating min: Mating (µin) | 30 |
| Plating min: Mating (µm) | 0.75 |
| Plating min: Termination (µin) | 35 |
| Plating min: Termination (µm) | 0.88 |
| Polarized to PCB | No |
| Stackable | Yes |
| Surface Mount Compatible (SMC) | Yes |
| Temperature Range - Operating | -55°C to +105°C |



EU RoHS

RoHS Compliant by Exemption

REACH SVHC

Contains SVHC: No

Halogen-Free

Status

Not Reviewed

China RoHS



Pb

Need more information on product environmental compliance?

Email productcompliance@molex.com
 For a multiple part number RoHS Certificate of Compliance, [click here](#)

Please visit the [Contact Us](#) section for any non-product compliance questions.

Search Parts in this Series

[73780Series](#)

Mates With

HDM® Board-to-Board Backplane Header [73642](#) , [73643](#) , [73644](#) , [73942](#) , [73943](#) , [73944](#) , [74349](#) , [74428](#). HDM® Board-to-Board Stacking Header [73769](#) , [73770](#) , [73782](#) , [73783](#) , [73771](#)

Termination Interface: Style

Through Hole - Compliant Pin

Electrical

Current - Maximum per Contact

15A, 1A

Data Rate

1.0 Gbps

Real Signals (per 25mm)

75

Shielded

No

Voltage - Maximum

250V AC

Material Info

Reference - Drawing Numbers

Product Specification

PS-73780-999

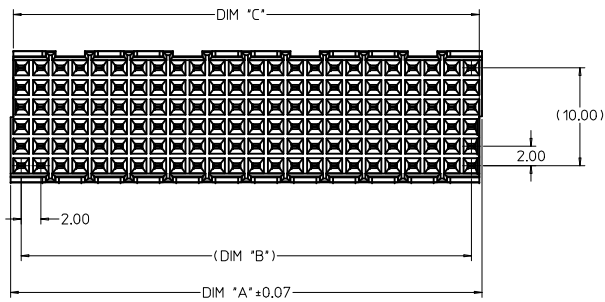
Sales Drawing

SD-73780-001

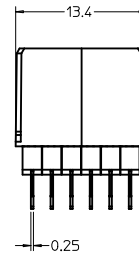
HDM and High Density Metric are trademarks of Amphenol Corporation

This document was generated on 05/14/2010

PLEASE CHECK WWW.MOLEX.COM FOR LATEST PART INFORMATION

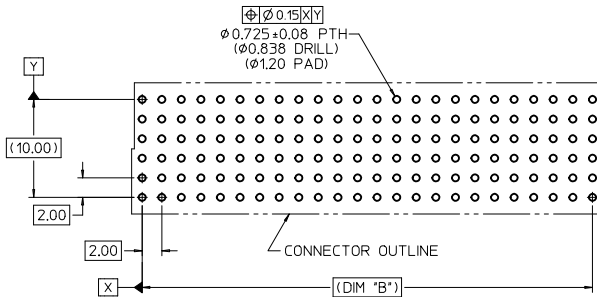


MATERIAL NUMBER ASSIGNMENT



NOTES:

1. MATERIALS: HOUSING - LIQUID CRYSTAL POLYMER (LCP), GLASS-FILLED, UL94V-0, COLOR: BLACK
2. FINISH: SELECTIVE GOLD (Au) IN CONTACT AREA, SELECTIVE TIN/LEAD (Sn/Pb) OR MATTE TIN (Sn) ON TAILS; NICKEL (Ni) OVERALL.
3. THIS PART CONFORMS TO MOLEX PRODUCT SPECIFICATION PS-73780-999.
4. MARKINGS SHOWN FOR REFERENCE ONLY. SEE MATERIAL NUMBER ASSIGNMENT DIAGRAM FOR CORRECT NUMBER. MARKINGS TO INCLUDE MATERIAL NUMBER AND DATE CODE AND CAN BE LOCATED ANYWHERE ON PART, IN ANY ORIENTATION.
5. 73780-***7 AND -**0* PARTS TO BE PACKAGED IN TUBES PER PK-70873-0872. ALL OTHER PARTS TO BE PACKAGED IN TUBES PER PK-70873-0900.
6. 144-CIRCUIT HDM DAUGHTERCARD STACKING MODULE WITH PRESS-FIT TAILS SHOWN FOR ILLUSTRATION PURPOSES ONLY.
7. TRUE POSITION OF PC TAILS IS INSPECTED USING GAUGE NUMBER 73727-0014.
8. MARKINGS MAY BE ORIENTATED TOWARDS EITHER SIDE OF CONNECTOR.



PCB LAYOUT: COMPONENT SIDE

| | | | | |
|-----------------|--------------|---------|---------|---------|
| 73780-3*** | 144 | 48.17 | 46.00 | 47.6 |
| 73780-2*** | 72 | 24.17 | 22.00 | 23.6 |
| MATERIAL NUMBER | CIRCUIT SIZE | DIM "A" | DIM "B" | DIM "C" |

| | | | | | | |
|---|-----------------|---------------------------------------|---|------------|--------------------|--|
| UPDATE TO PF ONLY EC NO: LCP2010-1860 DRAWN: MELTON 2010/01/22 CHKD: DANIELLEY 97/04/24 APPR: SMILLER 2010/02/08 | QUALITY SYMBOLS | GENERAL TOLERANCES (UNLESS SPECIFIED) | DIMENSION STYLE | SCALE | DESIGN UNITS | THIRD ANGLE PROJECTION |
| | ▽=0 | 4 PLACES ± --- ± --- | MM ONLY | 4:1 | METRIC | ☉ |
| | ▽=0 | 3 PLACES ± --- ± --- | DRAWN BY | DATE | TITLE | SALES ASSEMBLY, HDM DAUGHTERCARD STACKING MODULE, PRESS-FIT ONLY |
| | ▽=0 | 2 PLACES ± 0.05 ± --- | CHECKED BY | DATE | SMILLER 2010/02/08 | MOLEX INCORPORATED |
| | | 1 PLACE ± 0.10 ± --- | APPROVED BY | DATE | MATERIAL NO. | DOCUMENT NO. |
| | | ANGULAR ± 2° | SMILLER | 2010/02/08 | SD-73780-001 | SHEET NO. |
| | | | DRAFT WHERE APPLICABLE MUST REMAIN WITHIN DIMENSIONS | | SEE TABLE | 1 OF 1 |
| | | | THIS DRAWING CONTAINS INFORMATION THAT IS PROPRIETARY TO MOLEX INCORPORATED AND SHOULD NOT BE USED WITHOUT WRITTEN PERMISSION | | | |