


PXO-P9-H-4p

SMD Clock Oscillator
HCMOS / TTL

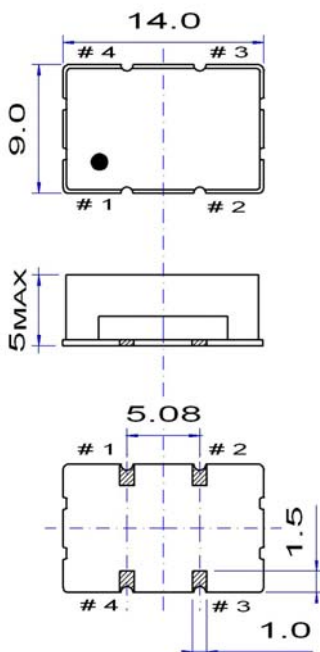
QuartzCom
the communications company



Features

- Applications: telecommunications, instrumentation
- Output frequency up to 200 MHz
- Low phase jitter < 1 ps

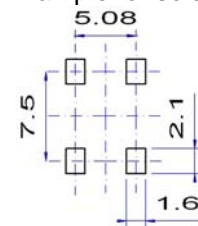
Parameter	Specification	
	PXO-P9-25H-4p	PXO-P9-3H-4p
Frequency range	10 ~ 200 MHz	
Standard frequencies	10.00, 16.00, 24.00, 32.00, 120.00 & 122.88 MHz	
Supply voltage	+3.3 V \pm 5 %	+5.0 V \pm 5 %
Supply current	5 ~ 35 mA	10 ~ 45 mA
Frequency stability (*)	\pm 20 ppm \pm 50 ppm	-20 ~ +70 °C -40 ~ +85 °C
Output signal	HCMOS / TTL compatible	
Output level	$V_{OH} \geq 0.9 V_{dc}$	$V_{OL} \leq 0.1 V_{dc}$
Output load	15 ~ 50 pF	
Jitter (rms)	< 1 ps @ 12 kHz ~ 20 MHz from carrier frequency	
Symmetry	45 ~ 55 % @ 1/2 Vdc	
Rise / Fall time	2 ~ 8 ns	
Enable / Disable function	pin #1 = high or open pin #1 = low	pin #3 → (E) enable pin #3 → (D) disabled to Hi-Z
Operating temperature range	-20 ~ +70 °C -40 ~ +85 °C	commercial application industrial application
Storage temperature range	-55 ~ +125 °C	
Packaging unit	tape & reel	500 pieces
(*) All inclusive: frequency stability vs. temperature, tolerance, aging, supply & load variation		
Customer specifications on request		



Pin function

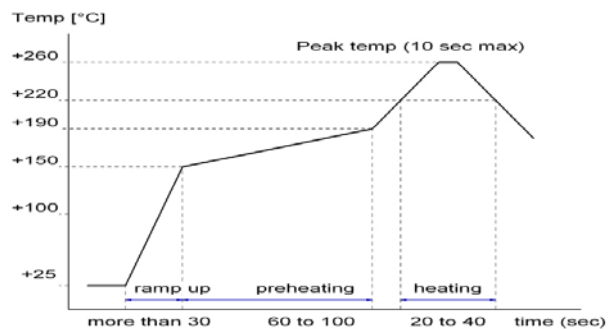
- # 1 E/D or not connected
- # 2 GND
- # 3 Output
- # 4 Vdc

Example for solder pattern



Do not design any conductive path between the pattern

Example for IR reflow soldering temperature



2002/95/EC RoHS compliant

20 Apr. 10

QuartzCom AG
sales@quartzcom.com
www.quartzcom.com

QuartzCom Asia
sales-asia@quartzcom.com

QuartzCom USA
sales-usa@quartzcom.com

ISO 9001
BUREAU VERITAS
Certification

