

PLEASE CHECK WWW.MOLEX.COM FOR LATEST PART INFORMATION

Part Number: [0050842040](#)
Status: **Active**
Overview: [mlx](#)
Description: 2.13mm (.084") Diameter MLX™ Pin and Socket Receptacle, 4 Circuits

Documents:

[3D Model](#) [Product Specification PSX-42022-0002 \(PDF\)](#)
[Drawing \(PDF\)](#) [RoHS Certificate of Compliance \(PDF\)](#)
[Product Specification PS-42022-0001 \(PDF\)](#)

Agency Certification

CSA LR19980
 UL E29179

General

Product Family Crimp Housings
 Series [42022](#)
 Comments Glow Wire Equivalent Part Number [366440004](#)
 MolexKits Yes
 Overview [mlx](#)
 Product Name MLX™

Physical

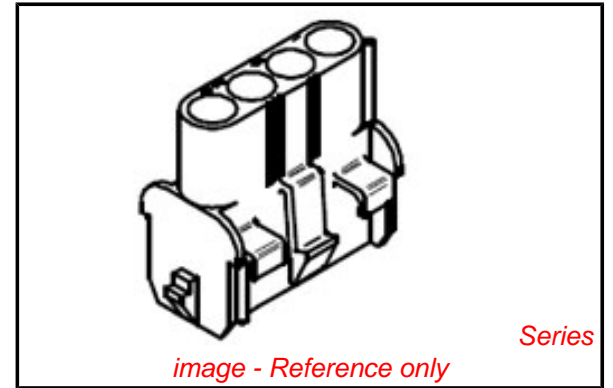
Circuits (maximum) 4
 Circuits Detail 4
 Color - Resin Natural
 Flammability 94V-2
 Gender Female
 Glow-Wire Compliant No
 Keying to Mating Part None
 Lock to Mating Part Yes
 Material - Resin Nylon
 Number of Rows 1
 Packaging Type Bag
 Panel Mount Yes
 Pitch - Mating Interface (in) 0.250 In
 Pitch - Mating Interface (mm) 6.35 mm
 Polarized to Mating Part Yes
 Stackable No
 Temperature Range - Operating -55°C to +105°C

Material Info

Old Part Number 42022-4A

Reference - Drawing Numbers

Packaging Specification PK-42022-**
 Product Specification PS-42022-0001, PSX-42022-0002
 Sales Drawing SD-42022-**



EU RoHS

ELV and RoHS Compliant
REACH SVHC
 Not Reviewed
Halogen-Free Status

China RoHS



Need more information on product environmental compliance?

Email productcompliance@molex.com
 For a multiple part number RoHS Certificate of Compliance, [click here](#)

Please visit the [Contact Us](#) section for any non-product compliance questions.

Search Parts in this Series

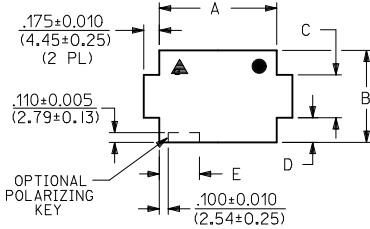
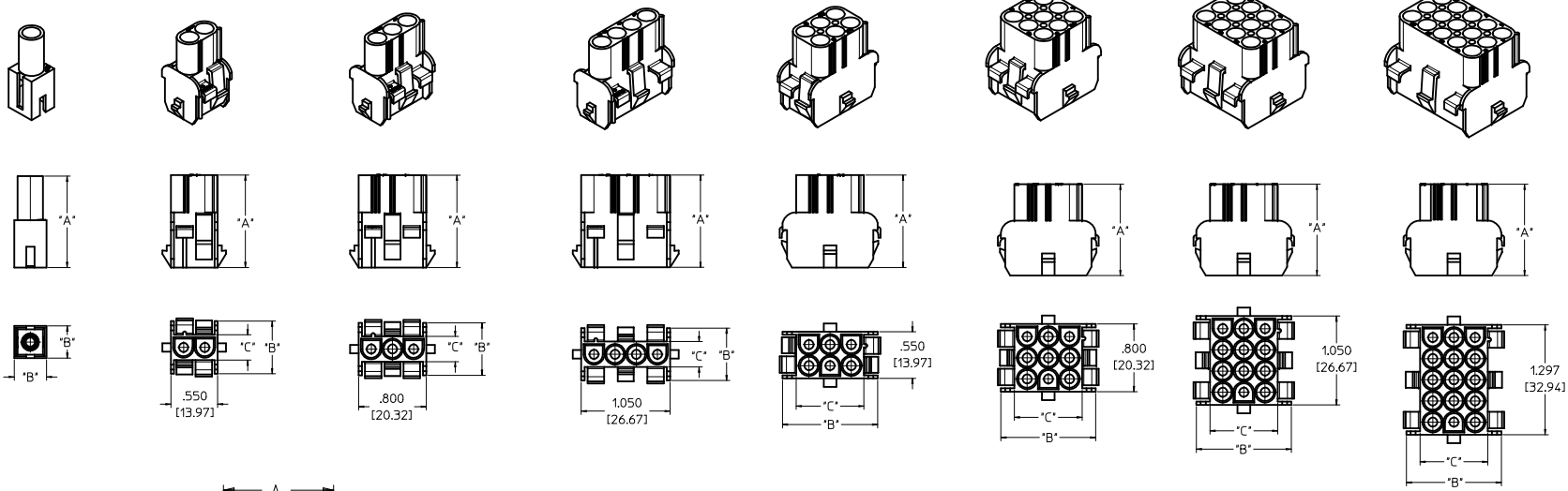
[42022Series](#)

Mates With

[42021 MLX™ Power Crimp Housing Plug](#)

Use With

MLX Crimp Terminal [42023](#) , [42024](#)



RECOMMENDED PANEL CUTOUT

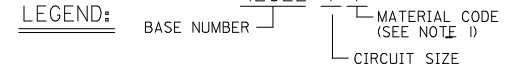
PANEL THICKNESS: .030-.090/(0.76-2.29)
(SEE NOTE 6)

CIRCUIT SIZE	DIMENSIONS				
	A±.005	B±.005	C±.010	D±.010	E±.010
2	.565 (14.35)	.530 (13.46)	.340 (8.64)	.095 (2.41)	.250 (6.35)
3	.815 (20.70)	.530 (13.46)	.340 (8.64)	.095 (2.41)	.250 (6.35)
4	1.065 (27.05)	.530 (13.46)	.340 (8.64)	.095 (2.41)	.250 (6.35)
6	.565 (14.35)	1.030 (26.16)	.480 (12.19)	.275 (6.99)	.250 (6.35)
8	2.065 (52.45)	.530 (13.46)	.340 (8.64)	.095 (2.41)	.250 (6.35)
9	.815 (20.70)	1.030 (26.16)	.480 (12.19)	.275 (6.99)	.250 (6.35)
12	1.065 (27.05)	1.030 (26.16)	.480 (12.19)	.275 (6.99)	.350 (8.89)
15	1.315 (33.40)	1.030 (26.16)	.480 (12.19)	.275 (6.99)	.350 (8.89)

- ▲ - CIRCUIT #1 LOCATION WHEN USING POLARIZING KEY OPTION WITH 2, 3, 4 AND 8 CIRCUIT HOUSINGS.
- - OPTION WITH 6, 9, 12 AND 15 CIRCUIT HOUSINGS.

NOTES:

- 1) MATERIAL CODES:
 - *A* = PA6/6, V-2
COLOUR: NATURAL-TRANSLUCENT
 - *C* = PA66/6, V-0
COLOUR: NATURAL-OPAQUE
 - *D* = PA6, 94V-2
COLOUR-NATURAL
FOR GLOW WIRE APPLICATION WITH
CTI OF 325 VOLTS,AS PER IEC-60335-1 4TH EDITION
 - *E* = NYLON PA6, 94V-2
COLOUR- BLACK (ZYTEL 101F)
- 2) UNLESS OTHERWISE INDICATED, DIMENSIONS ARE FOR REFERENCE ONLY.
- 3) CAP HOUSINGS MATE WITH :
 - PLUG HOUSINGS, .084/(2.13) DIA. SERIES: (42021-**-*)
- 4) HOUSINGS DESIGNED TO BE USED WITH TERMINALS:
 - PINS, .084/(2.13) DIA. SERIES: (42023-*****)
 - SOCKETS, .084/(2.13) DIA. SERIES: (42024-*****)
- 5) CONTACTS ARE ON .250/(6.35) GRID CENTERLINE SPACING.
- 6) PANEL TO BE PUNCHED SO THAT THE HOUSING ENTERS THE PANEL OPPOSITE THE SIDE WITH THE BURR (I.E. OPPOSITE THE BREAK SIDE).
- 7) PRODUCT SPECIFICATION PS-42022-0001 APPLIES.
- 8) LEGEND SCHEME IS NOT APPLICABLE FOR GLOW WIRE COMPATIBLE PART NUMBERS



ENTER DESCRIPTION EC NO. Z005-0548 2006/11/15 CHN/OPR/SAD 2006/11/15 APPR/APPASAD 2006/11/15	QUALITY SYMBOLS 0 0	GENERAL TOLERANCES (UNLESS SPECIFIED)		DIMENSION STYLE MM ONLY		SCALE 2:1	DESIGN UNITS METRIC	THIRD ANGLE PROJECTION
		4 PLACES ± --- ± ---	3 PLACES ± --- ± ---	2 PLACES ± 0.25 ± ---	1 PLACE ± 0.36 ± ---			
		DRAWN BY: RK CHECKED BY: GWJ APPROVED BY: GWJ		DATE: 8/7/11/15		DATE: 8/7/11/15		TITLE: HOUSING CAP .084/(2.13) DIA. SERIES
DRAFT WHERE APPLICABLE MUST REMAIN WITHIN DIMENSIONS		MATERIAL NO. 9999999999		DOCUMENT NO. SD-42022-**-**		SHEET NO. 1 OF 2		
THIS DRAWING CONTAINS INFORMATION THAT IS PROPRIETARY TO MOLEX INCORPORATED AND SHOULD NOT BE USED WITHOUT WRITTEN PERMISSION								

PART NO.	ENG. NO.	CIRCUIT SIZE	MATERIAL (SEE NOTE 1)	STATUS	DIM. "A"	DIM. "B"	DIM. "C"
050-84-2010	42022-1A	1	A	ACTIVE	1.090 (27.70)	.380 (9.65)	----
050-84-2012	42022-1C	1	C	ACTIVE			
366440001	36644-001	1	D	ACTIVE			
366480021	36648-021	1	E	ACTIVE			
050-84-2020	42022-2A	2	A	ACTIVE	1.090 (27.70)	.620 (15.75)	.300 (7.62)
050-84-2022	42022-2C	2	C	ACTIVE			
366440002	36644-002	2	D	ACTIVE			
366480022	36648-022	2	E	ACTIVE			
050-84-2030	42022-3A	3	A	ACTIVE	1.090 (27.70)	.620 (15.75)	.300 (7.62)
050-84-2032	42022-3C	3	C	ACTIVE			
366440003	36644-003	3	D	ACTIVE			
366480023	36648-023	3	E	ACTIVE			
050-84-2040	42022-4A	4	A	ACTIVE	1.090 (27.70)	.620 (15.75)	.300 (7.62)
050-84-2042	42022-4C	4	C	ACTIVE			
366440004	36644-004	4	D	ACTIVE			
366480024	36648-024	4	E	ACTIVE			
050-84-2060	42022-6A	6	A	ACTIVE	1.090 (27.70)	1.120 (28.45)	.800 (20.32)
050-84-2062	42022-6C	6	C	ACTIVE			
366440005	36644-005	6	D	ACTIVE			
366480025	36648-025	6	E	ACTIVE			
050-84-2090	42022-9A	9	A	ACTIVE	1.090 (27.70)	1.120 (28.45)	.800 (20.32)
050-84-2092	42022-9C	9	C	ACTIVE			
366440006	36644-006	9	D	ACTIVE			
366480026	36648-026	9	E	ACTIVE			
050-84-2120	42022-12A	12	A	ACTIVE	1.090 (27.70)	1.120 (28.45)	.800 (20.32)
050-84-2122	42022-12C	12	C	ACTIVE			
366440007	36644-007	12	D	ACTIVE			
366480027	36648-027	12	E	ACTIVE			
050-84-2150	42022-15A	15	A	ACTIVE	1.090 (27.70)	1.120 (28.45)	.800 (20.32)
050-84-2152	42022-15C	15	C	ACTIVE			
366440008	36644-008	15	D	ACTIVE			
366480028	36648-028	15	E	ACTIVE			

ENTER DESCRIPTION EC NO: 2005-0545 2006/11/08 CHKD: PERSAD 2006/11/23 APPR: PERSAD 2006/12/07	QUALITY SYMBOLS 60 30	GENERAL TOLERANCES (UNLESS SPECIFIED)		DIMENSION STYLE MM ONLY	SCALE DESIGN UNITS METRIC	<input type="checkbox"/> THIRD ANGLE <input checked="" type="checkbox"/> PROJECTION			
		4 PLACES ±--- ±--- 3 PLACES ±--- ±--- 2 PLACES ±0.25 ±--- 1 PLACE ±0.36 ±--- ANGULAR ±---°	mm INCH ±--- ±--- ±--- ±--- ±--- ±--- ±--- ±---	DRAWN BY RK DATE 87/11/15	CHECKED BY GWF DATE 87/11/15	TITLE HOUSING CAP .084/(2.13) DIA. SERIES	APPROVED BY GWF DATE 87/11/15	MATERIAL NO. DOCUMENT NO. SD-42022-***	SHEET NO. 2 OF 2
		DRAFT WHERE APPLICABLE MUST REMAIN WITHIN DIMENSIONS		SEE CHART		MOLEX INCORPORATED		THIS DRAWING CONTAINS INFORMATION THAT IS PROPRIETARY TO MOLEX INCORPORATED AND SHOULD NOT BE USED WITHOUT WRITTEN PERMISSION	
		D2							