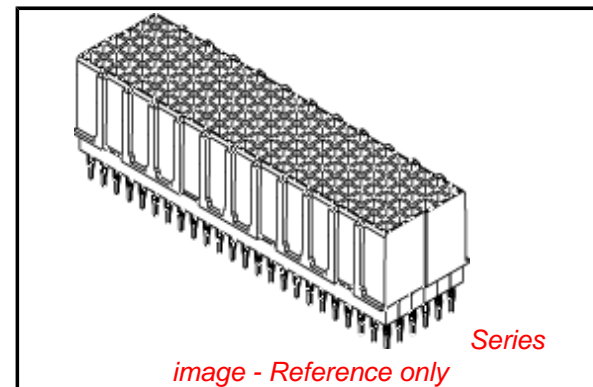


PLEASE CHECK WWW.MOLEX.COM FOR LATEST PART INFORMATION

Part Number: **0737801136**
Status: **Active**
Overview: hdm
Description: 2.00mm (.079") Pitch HDM® Board-to-Board Daughtercard Receptacle, Vertical, Signal Module, 144 Circuits, Mounted Height 16.00mm (.630"), Pin Length 2.50mm (.098"), Solder Tail

Documents:

[Drawing \(PDF\)](#) [RoHS Certificate of Compliance \(PDF\)](#)
[Product Specification PS-73780-999 \(PDF\)](#)



General

| | |
|----------------|-------------------------|
| Product Family | Backplane Connectors |
| Series | <u>73780</u> |
| Application | Daughtercard, Mezzanine |
| Comments | Solder Tail |
| Component Type | PCB Receptacle |
| Overview | <u>hdm</u> |
| Product Name | HDM® |
| Style | N/A |

Physical

| | |
|--------------------------------|--------------------------------|
| Circuits (Loaded) | 144 |
| Circuits (maximum) | 144 |
| Color - Resin | Black |
| Durability (mating cycles max) | 250 |
| First Mate / Last Break | No |
| Guide to Mating Part | No |
| Keying to Mating Part | None |
| Material - Metal | Copper-Nickel-Tin |
| Material - Plating Mating | Gold |
| Material - Plating Termination | Tin |
| Material - Resin | High Temperature Thermoplastic |
| Number of Columns | 24 |
| Number of Pairs | Open Pin Field |
| Number of Rows | 6 |
| Orientation | Vertical |
| PC Tail Length (in) | 0.098 In |
| PC Tail Length (mm) | 2.50 mm |
| PCB Locator | No |
| PCB Retention | None |
| PCB Thickness Recommended (in) | 0.063 In |
| PCB Thickness Recommended (mm) | 1.60 mm |
| Packaging Type | Tube |
| Pitch - Mating Interface (in) | 0.079 In |
| Pitch - Mating Interface (mm) | 2.00 mm |
| Pitch - Term. Interface (in) | 0.079 In |
| Pitch - Term. Interface (mm) | 2.00 mm |
| Plating min: Mating (µin) | 30 |
| Plating min: Mating (µm) | 0.75 |
| Plating min: Termination (µin) | 100 |
| Plating min: Termination (µm) | 2.5 |
| Polarized to PCB | No |
| Stackable | Yes |
| Surface Mount Compatible (SMC) | Yes |
| Temperature Range - Operating | -55°C to +105°C |

EU RoHS

**ELV and RoHS
Compliant**
**REACH SVHC
Contains SVHC: No**
**Halogen-Free
Status
Not Reviewed**

China RoHS



**Need more information on product
environmental compliance?**

Email productcompliance@molex.com
 For a multiple part number RoHS Certificate of Compliance, [click here](#)

Please visit the [Contact Us](#) section for any non-product compliance questions.

Search Parts in this Series

[73780Series](#)

Mates With

HDM® Board-to-Board Backplane Header [73642](#) , [73643](#) , [73644](#) , [73942](#) , [73943](#) , [73944](#) , [74349](#) , [74428](#). HDM® Board-to-Board Stacking Header [73769](#) , [73770](#) , [73782](#) , [73783](#) , [73771](#)

Termination Interface: Style Through Hole

Electrical

| | |
|-------------------------------|----------|
| Current - Maximum per Contact | 15A, 1A |
| Data Rate | 1.0 Gbps |
| Real Signals (per 25mm) | 75 |
| Shielded | No |
| Voltage - Maximum | 250V AC |

Solder Process Data

| | |
|--|------------------------|
| Duration at Max. Process Temperature (seconds) | 5 |
| Lead-free Process Capability | Wave Capable (TH only) |
| Max. Cycles at Max. Process Temperature | 1 |
| Process Temperature max. C | 260 |

Material Info

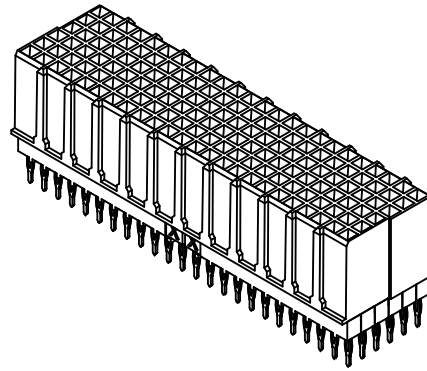
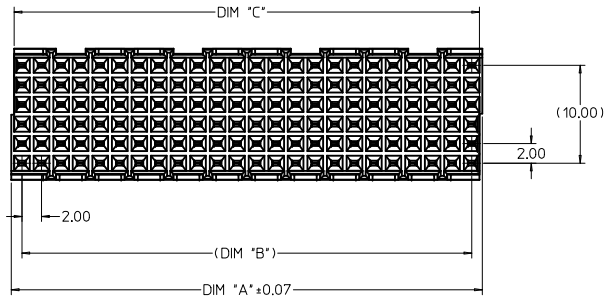
Reference - Drawing Numbers

| | |
|-----------------------|--------------|
| Product Specification | PS-73780-999 |
| Sales Drawing | SD-73780-004 |

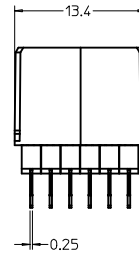
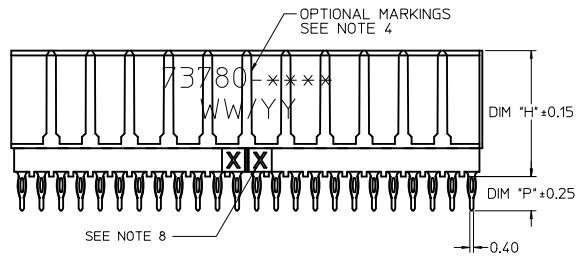
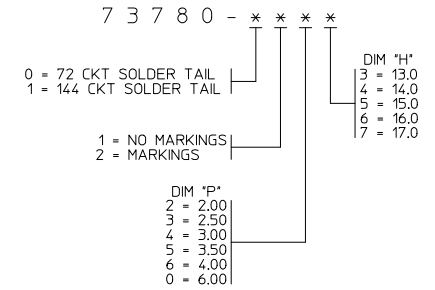
HDM and High Density Metric are trademarks of Amphenol Corporation

This document was generated on 05/14/2010

PLEASE CHECK WWW.MOLEX.COM FOR LATEST PART INFORMATION

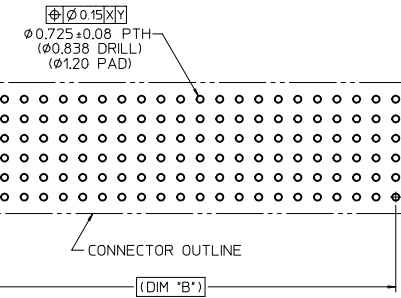


MATERIAL NUMBER ASSIGNMENT



NOTES:

- MATERIALS: HOUSING - LIQUID CRYSTAL POLYMER (LCP), GLASS-FILLED, UL94V-0, COLOR: BLACK
- FINISH: SELECTIVE GOLD (Au) IN CONTACT AREA, .76 MICROMETER MINIMUM THICKNESS, SELECTIVE TIN (Sn), 2.50 MINIMUM THICKNESS ON SOLDER TAILS, NICKEL (Ni) OVERALL.
- THIS PART CONFORMS TO MOLEX PRODUCT SPECIFICATION PS-73780-999.
- MARKINGS SHOWN FOR REFERENCE ONLY. SEE MATERIAL NUMBER ASSIGNMENT DIAGRAM FOR CORRECT NUMBER. MARKINGS TO INCLUDE MATERIAL NUMBER AND DATE CODE AND CAN BE LOCATED ANYWHERE ON PART, IN ANY ORIENTATION.
- 73780-***7 AND -**0* PARTS TO BE PACKAGED IN TUBES PER PK-70873-0872. ALL OTHER PARTS TO BE PACKAGED IN TUBES PER PK-70873-0900.
- 144-CIRCUIT HDM DAUGHTERCARD STACKING MODULE WITH PRESS-FIT TAILS SHOWN FOR ILLUSTRATION PURPOSES ONLY.
- TRUE POSITION OF PC TAILS IS INSPECTED USING GAUGE NUMBER 73727-0014.
- MARKINGS MAY BE ORIENTED TO EITHER SIDE OF CONNECTOR.



PCB LAYOUT: COMPONENT SIDE

| | | | | |
|------------|-----|-------|-------|------|
| 73780-1*** | 144 | 48.17 | 46.00 | 47.6 |
| 73780-0*** | 72 | 24.17 | 22.00 | 23.6 |

| MATERIAL NUMBER | CIRCUIT SIZE | DIM "A" | DIM "B" | DIM "C" |
|-----------------|--------------|---------|---------|---------|
|-----------------|--------------|---------|---------|---------|

| | | | | | | | |
|---|-----------------|---|--|--|--|------------------------|--|
| UPDATE TO S.T. ONLY EC NO: UCP2010-1860 DRAWN: MELTON 2010/01/22 CHKD: DANIELLEY 05/07/08 APPR: SMILLER 2010/02/08 | QUALITY SYMBOLS | GENERAL TOLERANCES (UNLESS SPECIFIED) | DIMENSION STYLE | SCALE | DESIGN UNITS | THIRD ANGLE PROJECTION | |
| | ▽=0 | mm INCH | MM ONLY | 4:1 | METRIC | | |
| | ▽=0 | 4 PLACES ± --- ± --- 3 PLACES ± --- ± --- 2 PLACES ± 0.05 ± --- 1 PLACE ± 0.10 ± --- | DRAWN BY DATE MIBARRA 05/07/08 | CHECKED BY DATE BSMART 05/07/08 | TITLE SALES ASSEMBLY, HDM DAUGHTERCARD STACKING MODULE, SOLDER TAIL | | |
| | ▽=0 | ANGULAR ± 2 ° | APPROVED BY DATE SMILLER 2010/02/08 | MOLEX INCORPORATED MATERIAL NO. SD-73780-004 DOCUMENT NO. 1 OF 1 | | | |
| DRAFT WHERE APPLICABLE MUST REMAIN WITHIN DIMENSIONS | | THIS DRAWING CONTAINS INFORMATION THAT IS PROPRIETARY TO MOLEX INCORPORATED AND SHOULD NOT BE USED WITHOUT WRITTEN PERMISSION | | | | | |