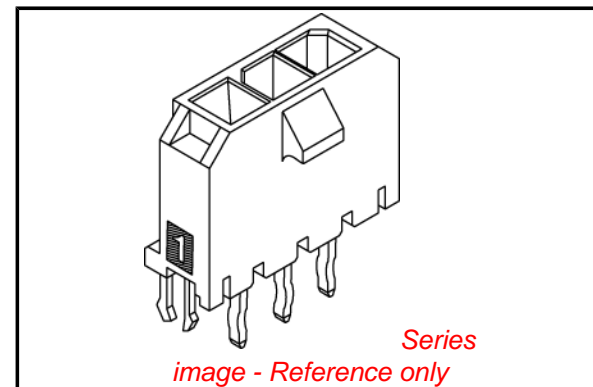


**PLEASE CHECK WWW.MOLEX.COM FOR LATEST PART INFORMATION**

**Part Number:** [0436500919](#)  
**Status:** **Active**  
**Overview:** [microfit\\_30](#)  
**Description:** 3.00mm (.118") Pitch Micro-Fit 3.0™ Header, Surface Mount Compatible, Single Row, Vertical, with Press-fit Metal Retention Clip, 9 Circuits, 0.38µm (15µ") Gold (Au) Selective Plating, Glow Wire Compatible

**Documents:**

<a href="#">3D Model</a>	<a href="#">Product Specification PS-43650 (PDF)</a>
<a href="#">Packaging Specification (PDF)</a>	<a href="#">RoHS Certificate of Compliance (PDF)</a>
<a href="#">Drawing (PDF)</a>	



**Agency Certification**

CSA	LR19980
TUV	R72081037
UL	E29179

**General**

Product Family	PCB Headers
Series	<a href="#">43650</a>
Application	Wire-to-Board
Comments	High Temperature Square Pin Offset Through Hole Mounting Solder Type
Overview	<a href="#">microfit_30</a>
Product Literature Order No	USA-106
Product Name	Micro-Fit 3.0™

**Physical**

Breakaway	No
Circuits (Loaded)	9
Circuits (maximum)	9
Color - Resin	Black
Durability (mating cycles max)	30
Flammability	94V-0
Glow-Wire Compliant	Yes
Mated Height (in)	0.680 In
Mated Height (mm)	17.27 mm
Material - Metal	Brass
Material - Plating Mating	Gold
Material - Plating Termination	Tin
Material - Resin	High Temperature Thermoplastic
Number of Rows	1
Orientation	Vertical
PCB Locator	Yes
PCB Retention	Yes
PCB Thickness Recommended (in)	0.062 In
PCB Thickness Recommended (mm)	1.60 mm
Packaging Type	Tray
Pitch - Mating Interface (in)	0.118 In
Pitch - Mating Interface (mm)	3.00 mm
Plating min: Mating (µin)	15.2
Plating min: Mating (µm)	0.38
Plating min: Termination (µin)	100
Plating min: Termination (µm)	2.5
Polarized to PCB	Yes
Shrouded	Fully

**EU RoHS**

**ELV and RoHS Compliant**  
**REACH SVHC Contains SVHC: No**  
**Halogen-Free Status**  
**Not Reviewed**

**China RoHS**



**Need more information on product environmental compliance?**

Email [productcompliance@molex.com](mailto:productcompliance@molex.com)  
 For a multiple part number RoHS Certificate of Compliance, [click here](#)

Please visit the [Contact Us](#) section for any non-product compliance questions.

**Search Parts in this Series**

[43650Series](#)

**Mates With**

[43645 Micro-Fit 3.0™ Receptacle Housing](#)

Stackable	No
Surface Mount Compatible (SMC)	Yes
Temperature Range - Operating	-40°C to +105°C
Termination Interface: Style	Through Hole - Kinked Pin

### **Electrical**

Current - Maximum per Contact	5A
Voltage - Maximum	250V

### **Solder Process Data**

Duration at Max. Process Temperature (seconds)	30
Lead-free Process Capability	SMC & Wave Capable (TH only)
Max. Cycles at Max. Process Temperature	3
Process Temperature max. C	260

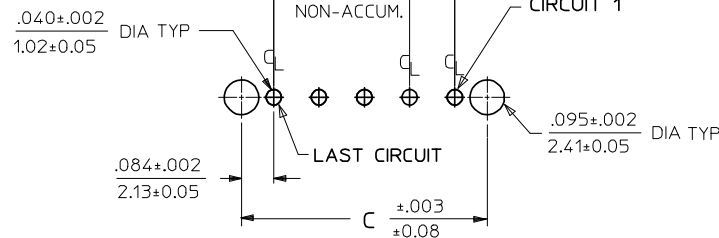
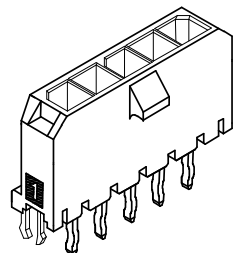
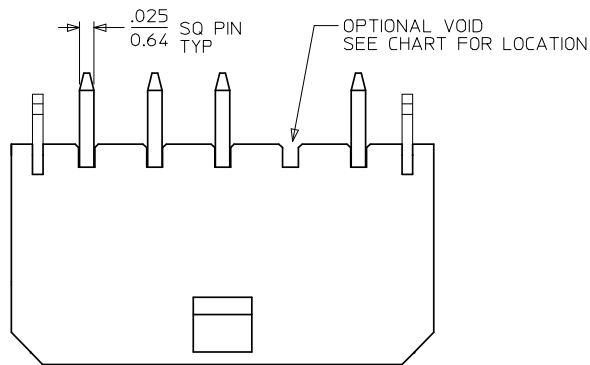
### **Material Info**

#### **Reference - Drawing Numbers**

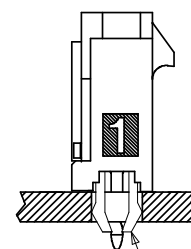
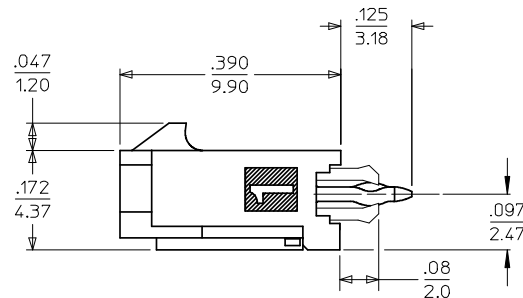
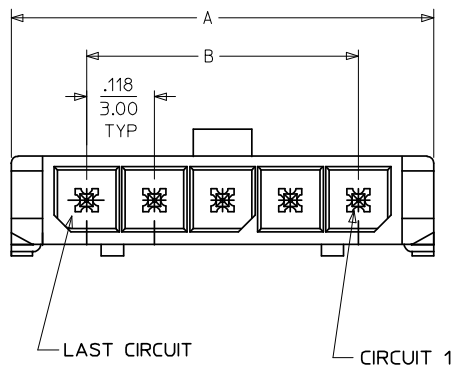
Packaging Specification	PK-70873-0811
Product Specification	PS-43650
Sales Drawing	SD-43650-007
Test Summary	TS-43045-002

This document was generated on 05/24/2010

**PLEASE CHECK [WWW.MOLEX.COM](http://WWW.MOLEX.COM) FOR LATEST PART INFORMATION**



PCB LAYOUT: COMPONENT SIDE  
RECOMMENDED PCB THICKNESS: .062/157

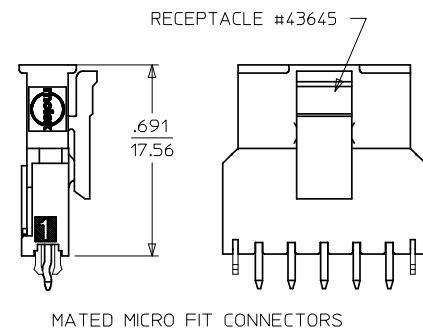


CKTS	DIM A	DIM B	DIM C
2	.380 9.65	.118 3.00	.287 7.30
3	.498 12.65	.236 6.00	.405 10.30
4	.616 15.65	.354 9.00	.524 13.30
5	.734 18.64	.472 12.00	.642 16.30
6	.852 21.64	.591 15.00	.760 19.30
7	.970 24.64	.709 18.00	.878 22.30
8	1.088 27.64	.827 21.00	.996 25.30
9	1.206 30.63	.945 24.00	1.114 28.30
10	1.325 33.66	1.063 27.00	1.232 31.30
11	1.443 36.65	1.181 30.00	1.350 34.30
12	1.561 39.65	1.299 33.00	1.469 37.30

NOTES:

- HOUSING MATERIAL: LIQUID CRYSTAL POLYMER, GLASS FILLED, UL94V-0, COLOR: BLACK  
TERMINAL MATERIAL: BRASS ALLOY
- FINISH:  
A = .000100/(0.00254) MIN. BRIGHT TIN OVER  
.000050/(0.00127) MIN. NICKEL  
B = .000015/(0.00038) MIN. SELECT GOLD IN CONTACT AREA  
.000100/(0.00254) MIN. SELECT MATTE TIN ON SOLDER TAILS  
BOTH OVER .000050/(0.00127) NICKEL OVERALL  
C = .000030/(0.00076) MIN. SELECT GOLD IN CONTACT AREA  
.000100/(0.00254) MIN. SELECT MATTE TIN ON SOLDER TAILS  
BOTH OVER .000050/(0.00127) NICKEL OVERALL  
\* THE PRIMARY SHIPPING CARTON WILL BE LABELED "COMPLIANT TO RoHS DIRECTIVE 2002/95/EC AND ELV ANNEX II OF DIRECTIVE 2000/53/EC." CARTONS WITHOUT THIS LABEL MAY CONTAIN PRODUCT WITH TIN/LEAD IN THE PC TAIL AREA.
- PRODUCT SPECIFICATION: PS-43650
- TRAY PACKAGED : SEE MOLEX DRAWING PK-70873-0811
- MATES WITH MICRO FIT (3.0) RECEPTACLE SERIES 43645
- PARTS CONFORM TO CLASS 'B' REQUIREMENTS OF COSMETIC SPECIFICATION PS-45499-002.

CKTS	FINISH A		FINISH B		FINISH C	
	MATERIAL NO:	VOID CKT	MATERIAL NO:	VOID CKT	MATERIAL NO:	VOID CKT
02	43650-0218		43650-0219		43650-0220	
03	43650-0318		43650-0319		43650-0320	
04	43650-0418		43650-0419		43650-0420	
05	43650-0518		43650-0519		43650-0520	
06	43650-0618		43650-0619		43650-0620	
07	43650-0718		43650-0719		43650-0720	
08	43650-0818		43650-0819		43650-0820	
09	43650-0918		43650-0919		43650-0920	
10	43650-1018		43650-1019		43650-1020	
11	43650-1118		43650-1119		43650-1120	
12	43650-1218		43650-1219		43650-1220	
03	43650-0331	02				
04	43650-1431	2,3	43650-0436	2,3		
05	43650-1531	2,3,4				
06			43650-0636	2,3,4,5		



<b>CORRECT VIEWS</b> EC NO: UCP2009-0450 DRAWINGVERILL 2008/08/20 CHKDKH/KIPPER 2008/08/22 APPR:FSM/LTH 2008/08/22	<b>QUALITY SYMBOLS</b> ▽=0 ▽=0	<b>GENERAL TOLERANCES (UNLESS SPECIFIED)</b> <table border="1"> <tr> <th></th> <th>mm</th> <th>INCH</th> </tr> <tr> <td>4 PLACES ±</td> <td>---</td> <td>---</td> </tr> <tr> <td>3 PLACES ±</td> <td>---</td> <td>±.010</td> </tr> <tr> <td>2 PLACES ±</td> <td>0.25</td> <td>±.014</td> </tr> <tr> <td>1 PLACE ±</td> <td>0.36</td> <td>±---</td> </tr> </table>		mm	INCH	4 PLACES ±	---	---	3 PLACES ±	---	±.010	2 PLACES ±	0.25	±.014	1 PLACE ±	0.36	±---	<b>DIMENSION STYLE</b> IN/MM	<b>SCALE</b> --- METRIC	<b>DESIGN UNITS</b> METRIC	<b>THIRD ANGLE PROJECTION</b>
				mm	INCH																
			4 PLACES ±	---	---																
3 PLACES ±	---	±.010																			
2 PLACES ±	0.25	±.014																			
1 PLACE ±	0.36	±---																			
<b>DRAFT WHERE APPLICABLE MUST REMAIN WITHIN DIMENSIONS</b>	<b>DRAWN BY</b> SAMIEC	<b>DATE</b> 2000/07/07	<b>TITLE</b> MICRO-FIT (3.0) SINGLE ROW / VERTICAL THRU HOLE / CLIPS / TRAY		<b>MOLEX INCORPORATED</b>	<b>SHEET NO.</b> 1 OF 1															
<b>REVISION</b> T1	<b>MATERIAL NO.</b> SEE CHART	<b>APPROVED BY</b> EDGLEY	<b>DATE</b> 2000/07/07	<b>DOCUMENT NO.</b> SD-43650-007	<b>MOLEX INCORPORATED</b>	<b>THIS DRAWING CONTAINS INFORMATION THAT IS PROPRIETARY TO MOLEX INCORPORATED AND SHOULD NOT BE USED WITHOUT WRITTEN PERMISSION</b>															