

**PLEASE CHECK WWW.MOLEX.COM FOR LATEST PART INFORMATION**

**Part Number:** **0436501029**  
**Status:** **Active**  
**Overview:** microfit\_30  
**Description:** 3.00mm (.118") Pitch Micro-Fit 3.0™ Header, Surface Mount Compatible, Single Row, Vertical, with PCB Polarizing Peg, 10 Circuits, 0.76µm (30µ") Gold (Au) Selective Plating, Glow Wire Compatible

**Documents:**

<a href="#">3D Model</a>	<a href="#">Product Specification PS-43650 (PDF)</a>
<a href="#">Drawing (PDF)</a>	<a href="#">RoHS Certificate of Compliance (PDF)</a>
<a href="#">Packaging Specification (PDF)</a>	

**Agency Certification**

CSA	LR19980
TUV	R72081037
UL	E29179

**General**

Product Family	PCB Headers
Series	<u>43650</u>
Application	Wire-to-Board
Comments	High Temperature Square Pin Solder Type
Overview	<u>microfit_30</u>
Product Literature Order No	USA-106
Product Name	Micro-Fit 3.0™

**Physical**

Breakaway	No
Circuits (Loaded)	10
Circuits (maximum)	10
Color - Resin	Black
Durability (mating cycles max)	30
Flammability	94V-0
Glow-Wire Compliant	Yes
Lock to Mating Part	Yes
Mated Height (in)	0.680 In
Mated Height (mm)	17.27 mm
Material - Metal	Brass
Material - Plating Mating	Gold
Material - Plating Termination	Tin
Material - Resin	High Temperature Thermoplastic
Number of Rows	1
Orientation	Vertical
PC Tail Length (in)	0.125 In
PC Tail Length (mm)	3.18 mm
PCB Locator	Yes
PCB Retention	None
PCB Thickness Recommended (in)	0.062 In
PCB Thickness Recommended (mm)	1.60 mm
Packaging Type	Tray
Pitch - Mating Interface (in)	0.118 In
Pitch - Mating Interface (mm)	3.00 mm
Plating min: Mating (µin)	30
Plating min: Mating (µm)	0.75
Plating min: Termination (µin)	100
Plating min: Termination (µm)	2.5

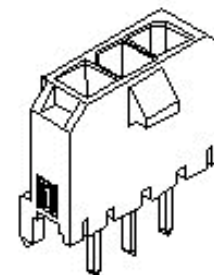


image - Reference only

Series

**EU RoHS**

**ELV and RoHS Compliant**  
**REACH SVHC Contains SVHC: No**  
**Halogen-Free Status**  
**Not Reviewed**

**China RoHS**



**Need more information on product environmental compliance?**

Email [productcompliance@molex.com](mailto:productcompliance@molex.com)  
 For a multiple part number RoHS Certificate of Compliance, [click here](#)

Please visit the [Contact Us](#) section for any non-product compliance questions.

**Search Parts in this Series**

[43650Series](#)

**Mates With**

[43645 Micro-Fit 3.0™ Receptacle Housing](#)

Polarized to PCB	Yes
Shrouded	Fully
Stackable	No
Surface Mount Compatible (SMC)	Yes
Temperature Range - Operating	-40°C to +105°C
Termination Interface: Style	Through Hole

### **Electrical**

Current - Maximum per Contact	5A
Voltage - Maximum	250V

### **Solder Process Data**

Duration at Max. Process Temperature (seconds)	30
Lead-free Process Capability	SMC & Wave Capable (TH only)
Max. Cycles at Max. Process Temperature	3
Process Temperature max. C	260

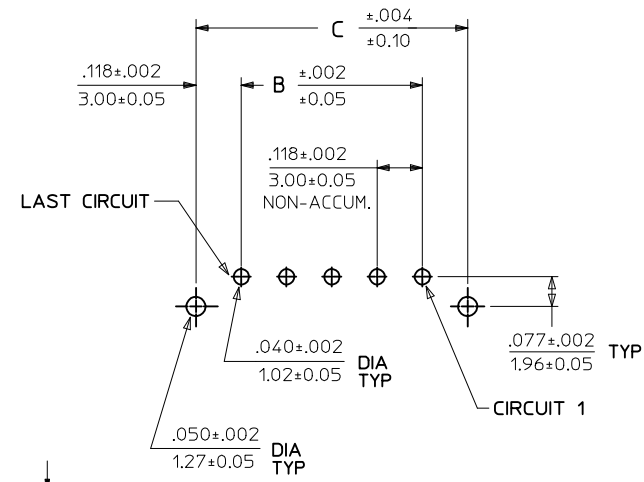
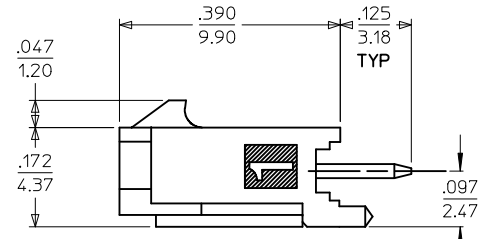
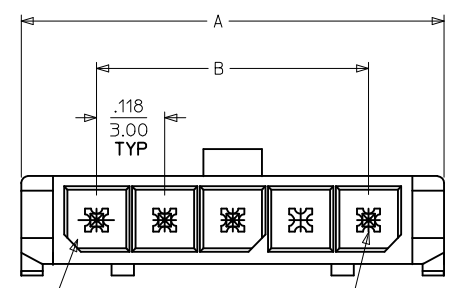
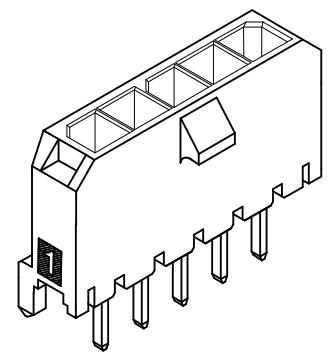
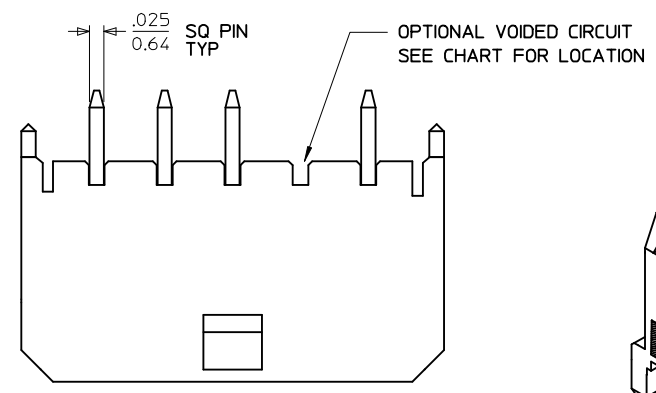
### **Material Info**

#### **Reference - Drawing Numbers**

Packaging Specification	PK-70873-0811
Product Specification	PS-43650
Sales Drawing	SD-43650-010
Test Summary	TS-43045-002

This document was generated on 05/24/2010

**PLEASE CHECK [WWW.MOLEX.COM](http://WWW.MOLEX.COM) FOR LATEST PART INFORMATION**



PCB LAYOUT: COMPONENT SIDE  
RECOMMENDED PCB THICKNESS: .062/157

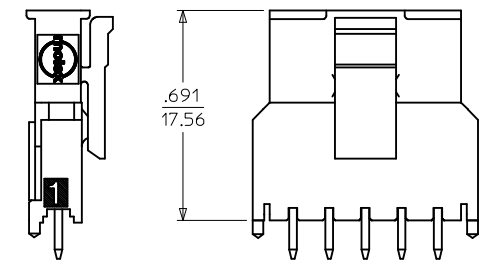
CKTS	A	B	C
2	.380 9.65	.118 3.00	.354 9.00
3	.498 12.65	.236 6.00	.472 12.00
4	.616 15.65	.354 9.00	.591 15.00
5	.734 18.64	.472 12.00	.709 18.00
6	.852 21.64	.591 15.00	.827 21.00
7	.970 24.64	.709 18.00	.945 24.00
8	1.088 27.64	.827 21.00	1.063 27.00
9	1.206 30.63	.945 24.00	1.181 30.00
10	1.325 33.66	1.063 27.00	1.299 33.00
11	1.443 36.65	1.181 30.00	1.417 36.00
12	1.561 39.65	1.299 33.00	1.535 39.00

LAST CIRCUIT  
CIRCUIT 1

NOTES:

- HOUSING MATERIAL: LIQUID CRYSTAL POLYMER, GLASS FILLED, UL94V-0, COLOR: BLACK  
TERMINAL MATERIAL: BRASS ALLOY
- FINISH:  
A = .000100/(0.00254) MIN. BRIGHT TIN OVER .000050/(0.00127) MIN. NICKEL  
B = .000015/(0.00038) MIN. SELECT GOLD IN CONTACT AREA .000100/(0.00254) MIN. SELECT MATTE TIN ON SOLDER TAILS BOTH OVER .000050/(0.00127) NICKEL OVERALL  
C = .000030/(0.00076) MIN. SELECT GOLD IN CONTACT AREA .000100/(0.00254) MIN. SELECT MATTE TIN ON SOLDER TAILS BOTH OVER .000050/(0.00127) NICKEL OVERALL  
\* THE PRIMARY SHIPPING CARTON WILL BE LABELED \*COMPLIANT TO RoHS DIRECTIVE 2002/95/EC AND ELV ANNEX II OF DIRECTIVE 2000/53/EC.\* CARTONS WITHOUT THIS LABEL MAY CONTAIN PRODUCT WITH TIN/LEAD IN THE PC TAIL AREA.
- PRODUCT SPECIFICATION: PS-43650
- TRAY PACKAGED : SEE MOLEX DRAWING PK-70873-0811
- MATES WITH MICRO FIT (3.0) RECEPTACLE SERIES 43645
- PARTS CONFORM TO CLASS 'B' REQUIREMENTS OF COSMETIC SPECIFICATION PS-45499-002.

CKTS	FINISH A		FINISH B		FINISH C	
	MATERIAL NO:	VOID CKTS	MATERIAL NO:	VOID CKTS	MATERIAL NO:	VOID CKTS
02	43650-0227		43650-0228		43650-0229	
03	43650-0327		43650-0328		43650-0329	
04	43650-0427		43650-0428		43650-0429	
05	43650-0527		43650-0528		43650-0529	
06	43650-0627		43650-0628		43650-0629	
07	43650-0727		43650-0728		43650-0729	
08	43650-0827		43650-0828		43650-0829	
09	43650-0927		43650-0928		43650-0929	
10	43650-1027		43650-1028		43650-1029	
11	43650-1127		43650-1128		43650-1129	
12	43650-1227		43650-1228		43650-1229	
04	43650-0451	2,3				
05	43650-0551	2,3,4				
06			43650-0652	2,3,4,5		



MATED MICRO FIT CONNECTORS

<b>ADD VOID PARTS</b> EC NO: UCP2010-0036 DRW:SKS/USEK 2009/07/13 CHKD:JBELL 2009/07/13 APPR:FSM/LTH 2009/07/14 REV:	<b>DESCRIPTION</b> QUALITY SYMBOLS ▽=0 ▽=0	<b>GENERAL TOLERANCES (UNLESS SPECIFIED)</b> <table border="1"> <tr><th></th><th>mm</th><th>INCH</th></tr> <tr><td>4 PLACES ±</td><td>---</td><td>±---</td></tr> <tr><td>3 PLACES ±</td><td>---</td><td>±.010</td></tr> <tr><td>2 PLACES ±</td><td>0.25</td><td>±.014</td></tr> <tr><td>1 PLACE ±</td><td>0.36</td><td>±---</td></tr> </table> ANGULAR ±1/2°		mm	INCH	4 PLACES ±	---	±---	3 PLACES ±	---	±.010	2 PLACES ±	0.25	±.014	1 PLACE ±	0.36	±---	<b>DIMENSION STYLE</b> IN/MM	<b>SCALE</b> --- METRIC	<b>DESIGN UNITS</b> METRIC	<b>THIRD ANGLE PROJECTION</b>
				mm	INCH																
4 PLACES ±	---	±---																			
3 PLACES ±	---	±.010																			
2 PLACES ±	0.25	±.014																			
1 PLACE ±	0.36	±---																			
<b>DRAFT WHERE APPLICABLE MUST REMAIN WITHIN DIMENSIONS</b>	<b>DRAWN BY</b> SAMIEC <b>DATE</b> 2000/07/07	<b>TITLE</b> MICRO FIT (3.0) SINGLE ROW / VERTICAL THRU HOLE / PEGS / TRAY	<b>CHECKED BY</b> MUELLER <b>DATE</b> 2000/07/07	<b>APPROVED BY</b> EDGLEY <b>DATE</b> 2000/07/07	<b>MOLEX INCORPORATED</b>	<b>DOCUMENT NO.</b> SD-43650-010															
<b>D1</b>	<b>REV</b>	<b>MATERIAL NO.</b> SEE CHART	<b>SIZE</b> C	<b>THIS DRAWING CONTAINS INFORMATION THAT IS PROPRIETARY TO MOLEX INCORPORATED AND SHOULD NOT BE USED WITHOUT WRITTEN PERMISSION</b>	<b>SHEET NO.</b> 1 OF 1	<b>REV</b>															