

**PLEASE CHECK WWW.MOLEX.COM FOR LATEST PART INFORMATION**

**Part Number:** [0740601003](#)  
**Status:** **Active**  
**Overview:** [vhdm](#)  
**Description:** 2.00mm (.079") Pitch VHDM® Board-to-Board Backplane Header, Vertical, 8-Row, Open Signal Module, 80 Circuits, Pin Length 4.25mm (.167")

**Documents:**

[3D Model](#) [Product Specification PS-74031-999 \(PDF\)](#)  
[Drawing \(PDF\)](#) [RoHS Certificate of Compliance \(PDF\)](#)

**Agency Certification**

UL E29179

**General**

Product Family Backplane Connectors  
 Series [74060](#)  
 Application Backplane  
 Application Tooling Documents [Tooling Manual](http://www.molex.com/pdm_docs/ats/TM-622010999.pdf)  
 Comments Open Header  
 Component Type PCB Header  
 Overview [vhdm](#)  
 Product Name VHDM®  
 Style N/A

**Physical**

Circuits (Loaded) 80  
 Circuits (maximum) 80  
 Color - Resin Black  
 Durability (mating cycles max) 200  
 First Mate / Last Break No  
 Flammability 94V-0  
 Guide to Mating Part No  
 Keying to Mating Part None  
 Material - Metal Beryllium Copper, High Performance Alloy (HPA)  
 Material - Plating Mating Gold  
 Material - Plating Termination Tin-Lead  
 Material - Resin High Temperature Thermoplastic  
 Number of Columns N/A  
 Number of Pairs Open Pin Field  
 Number of Rows 8  
 Orientation Vertical  
 PC Tail Length (in) 0.098 In  
 PC Tail Length (mm) 2.50 mm  
 PCB Locator No  
 PCB Retention None  
 PCB Thickness Recommended (in) 0.070 In  
 PCB Thickness Recommended (mm) 1.80 mm  
 Packaging Type Tube  
 Pitch - Mating Interface (in) 0.079 In  
 Pitch - Mating Interface (mm) 2.00 mm  
 Pitch - Term. Interface (in) 0.039 In  
 Pitch - Term. Interface (mm) 1.00 mm  
 Plating min: Mating (µin) 30  
 Plating min: Mating (µm) 0.75  
 Plating min: Termination (µin) 30

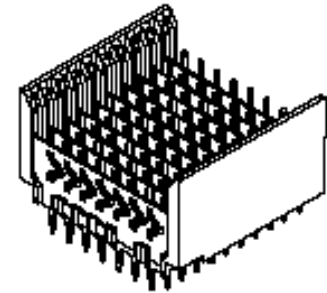


image - Reference only

Series

**EU RoHS**

**RoHS Compliant by Exemption**

**REACH SVHC**

**Contains SVHC: No**

**Halogen-Free**

**Status**

**Halogen-Free**

**China RoHS**



**Need more information on product environmental compliance?**

Email [productcompliance@molex.com](mailto:productcompliance@molex.com)  
 For a multiple part number RoHS Certificate of Compliance, [click here](#)

Please visit the [Contact Us](#) section for any non-product compliance questions.

**Search Parts in this Series**

[74060Series](#)

**Mates With**

[74040 VHDM® Board-to-Board Daughtercard Receptacle](#)

**Application Tooling | FAQ**

*Tooling specifications and manuals are found by selecting the products below. Crimp Height Specifications are then contained in the Application Tooling Specification document.*

**Global**

Description	Product #
Flat Rock Tooling for Pneumatic Press	<a href="#">0622013700</a>
VHDM® Signal Pin	<a href="#">0622015700</a>
Insertor Repair Tool	
VHDM® 8 Row Pin and Shield Repair Tool	<a href="#">0622015900</a>

Plating min: Termination (µm)	0.75
Polarized to PCB	Yes
Stackable	Yes
Surface Mount Compatible (SMC)	Yes
Temperature Range - Operating	-55°C to +105°C
Termination Interface: Style	Through Hole - Compliant Pin

### Electrical

Current - Maximum per Contact	3A
Data Rate	3.125 Gbps
Real Signals (per 25mm)	100
Shield Type	Ground Plane Shield
Shielded	Yes
Voltage - Maximum	120V AC (RMS)/DC

### Material Info

#### Reference - Drawing Numbers

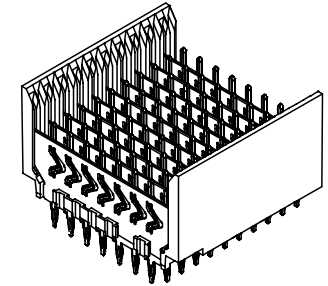
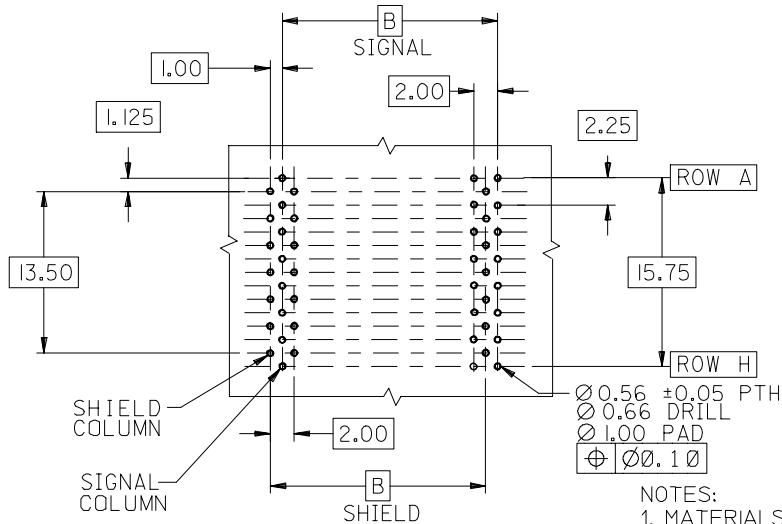
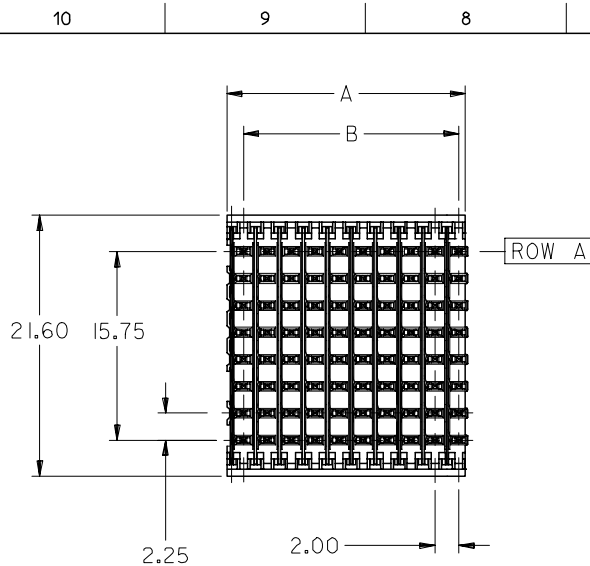
Packaging Specification	PK-74060-003
Product Specification	PS-74031-999
Sales Drawing	SD-74060-002

VHDM and Very High Density Metric are trademarks of Amphenol Corporation

VHDM® 8 Row Shield Extraction Tool	<u>0622016100</u>
VHDM® Insertion Module for Advanced Mate Signal Header, 8 Row by 10 Wide, 20.00mm (.787")	<u>0622020205</u>
VHDM® Insertion Module for Standard Shield Signal Header, 8 Row by 10 Wide, 20.00mm (.787")	<u>0622020209</u>

This document was generated on 05/19/2010

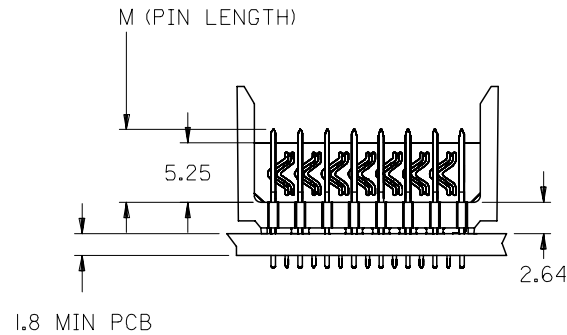
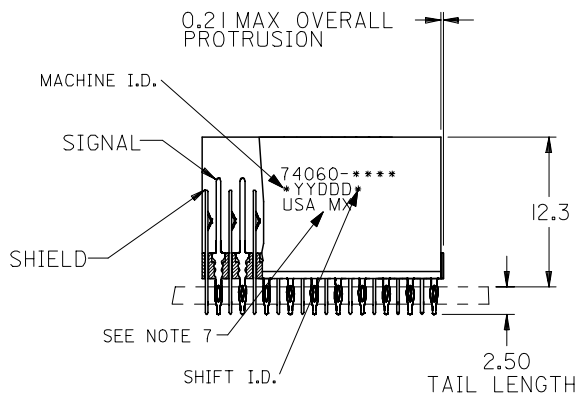
**PLEASE CHECK [WWW.MOLEX.COM](http://WWW.MOLEX.COM) FOR LATEST PART INFORMATION**



**BACKPLANE HOLE PATTERN  
RECOMMENDED DIMENSION**

**NOTES:**

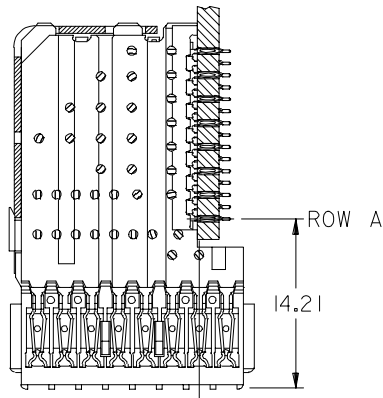
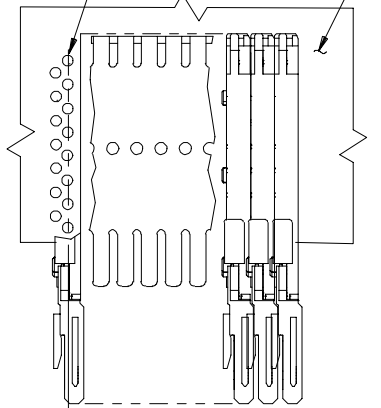
- MATERIALS:**  
HOUSING - LIQUID CRYSTAL POLYMER (LCP),  
GLASS-FILLED, UL 94V-0, COLOR: BLACK  
SIGNAL PIN & SHIELD - COPPER ALLOY
- FINISHES:**  
CONTACT AREA: SELECTIVE GOLD (Au)  
PCB TAILS: SELECTIVE TIN/LEAD (Sn/Pb)  
OR SELECTIVE MATTE TIN (Sn)  
NICKEL (Ni) OVERALL.
- THIS PART CONFORMS TO MOLEX PRODUCT SPECIFICATION PS-74031-999
- FOR MIXED CONTACT LENGTHS CONSULT MOLEX FOR AVAILABILITY
- FOR SPECIFIC MATERIAL NUMBERS & MATING INFORMATION REFER TO SHEET 2
- PACKAGE PER PK-74060-003
- EITHER MARK PART WITH PART NUMBER & DATE CODE APPROXIMATELY WHERE SHOWN OR PLACE LABEL ON THE TUBE.



ADD LEADFREE PINS EC NO: UCP2006-0079 DRWN: KMULVEY CHKD: 2005/07/21 APPR: SREED 2005/07/22	QUALITY SYMBOLS ▽=0 ▽=0	GENERAL TOLERANCES (UNLESS SPECIFIED)		DIMENSION STYLE	SCALE	DESIGN UNITS	THIRD ANGLE PROJECTION	
				MM ONLY	2.5:1	METRIC		
				DRAWN BY	DATE	TITLE		
				CHECKED BY	DATE	VHDM 8 ROW OPEN END BACKPLANE SALES ASSEMBLY		
		ANGULAR ±1/2°		APPROVED BY	DATE	MOLEX INCORPORATED		
		DRAFT WHERE APPLICABLE MUST REMAIN WITHIN DIMENSIONS		MATERIAL NO.	DOCUMENT NO.	SHEET NO.		
				SEE SHEET 2	SD-74060-002	1 OF 2		
		THIS DRAWING CONTAINS INFORMATION THAT IS PROPRIETARY TO MOLEX INCORPORATED AND SHOULD NOT BE USED WITHOUT WRITTEN PERMISSION						

PART NUMBER	COLUMN	NUMBER OF SIGNAL PIN	NUMBER OF SHIELD	A	B	M	Au (um) THICKNESS	Sn (um) THICKNESS
74060-*001	10	80	10	20.00	18.00	4.75	0.76	0.76-1.52
74060-*006							1.27	
74060-*501							0.76	
74060-*506	25	200	25	50.00	48.00	6.25	1.27	
74060-*002							0.76	
74060-*007							1.27	
74060-*502	25	200	25	50.00	48.00	4.25	0.76	
74060-*507							1.27	
74060-*003							0.76	
74060-*008	10	80	10	20.00	18.00	5.15	1.27	
74060-*503							0.76	
74060-*508							1.27	
74060-*004	25	200	25	50.00	48.00	4.25	0.76	
74060-*009							1.27	
74060-*504							0.76	
74060-*509	25	200	25	50.00	48.00	5.15	1.27	
							0.76	
							1.27	

SIGNAL COLUMN  
DAUGHTERCARD CONNECTOR SIDE



ROW A

14.21

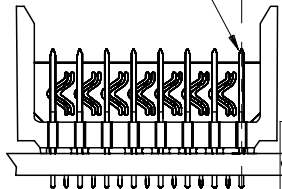
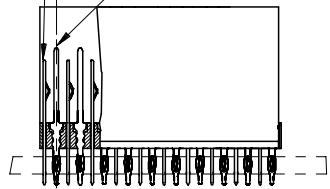
0.41 OFFSET SIGNAL TO SIGNAL

TOP OF DAUGHTERCARD PCB TO  $\phi$  OF ROW A

2.45

SHIELD  
SIGNAL

ROW A



MATERIAL NUMBER ASSIGNMENT

74060-\*\*\* \*\*

SEE TABLE

NUMBER OF COLUMNS/PLATING

10 = 10 COLUMN TIN/LEAD

25 = 25 COLUMN TIN/LEAD

90 = 10 COLUMN MATTE TIN

85 = 25 COLUMN MATTE TIN

SEE SHEET 1  
EC NO: UCP2006-0079  
DRWN: KMULVEY 2005/07/20  
CHKD: 2005/07/21  
APPR: SREED 2005/07/22

QUALITY SYMBOLS  
 =0  
 =0

GENERAL TOLERANCES (UNLESS SPECIFIED)

	mm	INCH
4 PLACES	± ---	± ---
3 PLACES	± ---	± ---
2 PLACES	± ---	± ---
1 PLACE	± ---	± ---

ANGULAR ±1/2°

DRAFT WHERE APPLICABLE  
MUST REMAIN WITHIN DIMENSIONS

DIMENSION STYLE  
MM ONLY

DRAWN BY DATE  
MWANG 1998/11/09

CHECKED BY DATE  
JLAURX 1998/11/09

APPROVED BY DATE  
CBIXLER 1998/11/09

MATERIAL NO.  
SEE CHART

SIZE  
B

SCALE  
2.5:1

DESIGN UNITS  
METRIC

THIRD ANGLE PROJECTION

TITLE  
VHDM 8 ROW  
OPEN END BACKPLANE  
SALES ASSEMBLY

MOLEX INCORPORATED

DOCUMENT NO.  
SD-74060-002

SHEET NO.  
2 OF 2