

PLEASE CHECK WWW.MOLEX.COM FOR LATEST PART INFORMATION

Part Number: [0737691300](#)
Status: **Active**
Overview: [hdm](#)
Description: 2.00mm (.079") Pitch HDM® Board-to-Board Stacking Header, High Rise Vertical, Press-Fit, Open End Option, 144 Circuits

Documents:

[3D Model](#) [Product Specification PS-73780-999 \(PDF\)](#)
[Drawing \(PDF\)](#) [RoHS Certificate of Compliance \(PDF\)](#)

Agency Certification


CSA LR19980
 UL E29179

General

Product Family Backplane Connectors
 Series [73769](#)
 Application Backplane, Mezzanine
 Component Type PCB Header
 Overview [hdm](#)
 Product Name HDM®
 Style N/A

Physical

Circuits (Loaded) 144
 Circuits (maximum) 144
 Color - Resin Black
 Durability (mating cycles max) 200
 First Mate / Last Break No
 Flammability 94V-0
 Guide to Mating Part No
 Keying to Mating Part None
 Material - Metal Phosphor Bronze
 Material - Plating Mating Gold
 Material - Plating Termination Tin-Lead
 Material - Resin High Temperature Thermoplastic
 Number of Columns 24
 Number of Pairs Open Pin Field
 Number of Rows 6
 Orientation Vertical
 PC Tail Length (in) 0.138 In
 PC Tail Length (mm) 3.50 mm
 PCB Retention None
 PCB Thickness Recommended (in) 0.055 In
 PCB Thickness Recommended (mm) 1.40 mm
 Packaging Type Tube
 Pitch - Mating Interface (in) 0.079 In
 Pitch - Mating Interface (mm) 2.00 mm
 Plating min: Mating (µin) 30
 Plating min: Mating (µm) 0.75
 Plating min: Termination (µin) 15
 Plating min: Termination (µm) 0.375
 Polarized to PCB No
 Stackable Yes
 Surface Mount Compatible (SMC) Yes
 Temperature Range - Operating -55°C to +105°C



EU RoHS

RoHS Compliant by Exemption

REACH SVHC

Contains SVHC: No

Halogen-Free

Status

Not Reviewed

China RoHS



Pb

Need more information on product environmental compliance?

Email productcompliance@molex.com
 For a multiple part number RoHS Certificate of Compliance, [click here](#)

Please visit the [Contact Us](#) section for any non-product compliance questions.

Search Parts in this Series

[73769Series](#)

Mates With

[73632 HDM PLUS® Board-to-Board Daughtercard Receptacle](#). [73780 HDM® Board-to-Board Daughtercard Receptacle](#)

Application Tooling | FAQ

Tooling specifications and manuals are found by selecting the products below. Crimp Height Specifications are then contained in the Application Tooling Specification document.

Global

Description	Product #
Flat Rock Tooling for Pneumatic Press	0622013700
HDM® Backplane Insertion Head for 144 Positions	0622005703

Termination Interface: Style

Through Hole - Compliant Pin

Electrical

Current - Maximum per Contact

1A

Data Rate

1.0 Gbps

Real Signals (per 25mm)

72

Voltage - Maximum

100V AC

Material Info

Reference - Drawing Numbers

Packaging Specification

PK-70873-0871

Product Specification

PS-73780-999

Sales Drawing

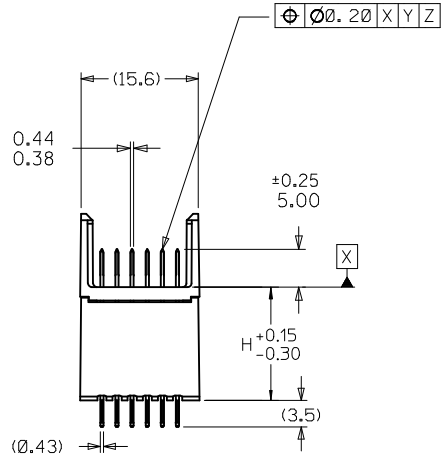
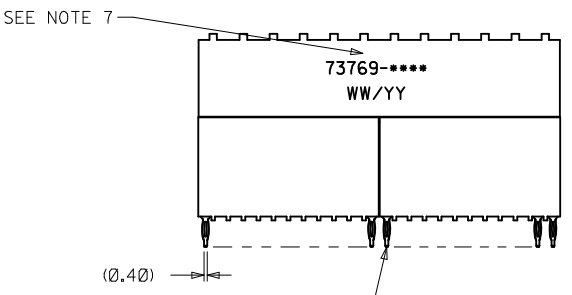
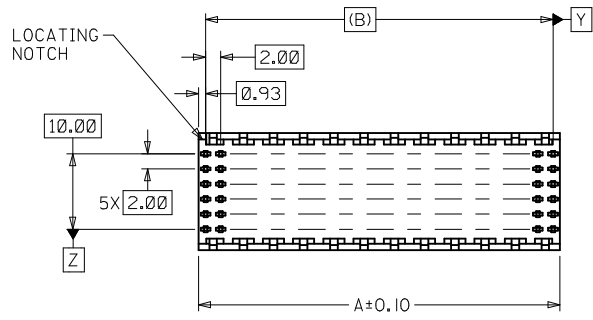
SD-73769-001

HDM and High Density Metric are trademarks of Amphenol Corporation

This document was generated on 05/14/2010

PLEASE CHECK WWW.MOLEX.COM FOR LATEST PART INFORMATION

ASSEMBLY P/N	TOTAL NUMBER OF SIGNAL CONTACTS	DIM "A"	DIM "B"	DIM "H"
73769-0100	72	23.84	22.00	15.05
73769-0200	72	23.84	22.00	6.05
73769-0300	72	23.84	22.00	10.05
73769-1100	144	47.84	46.00	15.05
73769-1200	144	47.84	46.00	6.05
73769-1300	144	47.84	46.00	10.05



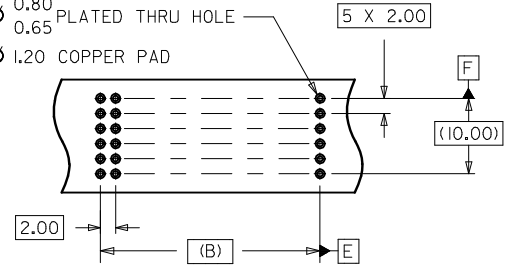
⊕ ∅0.15 ⊖ | E | F

∅ 0.838 DRILL

∅ 0.80 PLATED THRU HOLE

∅ 0.65

∅ 1.20 COPPER PAD



BACKPLANE HOLE PATTERN

- NOTES:
1. MATERIALS: HOUSING-LIQUID CRYSTAL POLYMER (LCP), GLASS-FILLED. ULV 94V-0, COLOR: BLACK. TERMINAL-PHOSPHOR BRONZE
 2. FINISH: SELECTIVE GOLD (Au) IN CONTACT AREA. SELECTIVE TIN/LEAD (Sn/Pb) ON TAILS, NICKEL (Ni) OVERALL.
 3. THIS PART CONFORMS TO MOLEX PRODUCT SPECIFICATION PS-73780-999.
 4. THIS PART CONFORMS TO MOLEX COSMETIC SPECIFICATION PS-45499-002 CLASS C.
 5. RECOMMENDED PCB THICKNESS: 2.50 MINIMUM.
 6. PACKAGE PER PK-70873-0870, PK-70873-0871, OR PK-70873-0875.
 7. PARTS MARKED WITH PART NUMBER AND DATE CODE APPROXIMATELY WHERE SHOWN.

REV	DESCRIPTION
G	REVISIONS

GENERAL TOLERANCES (UNLESS SPECIFIED)	
mm	INCH
4 PLACES ± ---	± ---
3 PLACES ± ---	± ---
2 PLACES ± 0.05	± ---
1 PLACE ± 0.10	± ---
ANGULAR ± 1/2°	

DIMENSION STYLE	
MM ONLY	
DRAWN BY	DATE
JB INGHAM	1997/03/07
CHECKED BY	DATE
SREED	1997/03/07
APPROVED BY	DATE
CB IXLER	1997/03/07
MATERIAL NO.	
SEE TABLE	
SIZE	
C	

SCALE	DESIGN UNITS	THIRD ANGLE PROJECTION
2:1	METRIC	☉
TITLE		
SALES ASSY HDM BACKPLANE STACKING MODULE OPEN END OPTION PRESSFIT		
MOLLEX MOLEX INCORPORATED		
DOCUMENT NO.		SHEET NO.
SD-73769-001		1 OF 1
THIS DRAWING CONTAINS INFORMATION THAT IS PROPRIETARY TO MOLEX INCORPORATED AND SHOULD NOT BE USED WITHOUT WRITTEN PERMISSION		