



# SD103AWS~SD103CWS

## SURFACE MOUNT SCHOTTKY BARRIER

**VOLTAGE** 20 to 40 Volts    **CURRENT** 0.35 Amperes

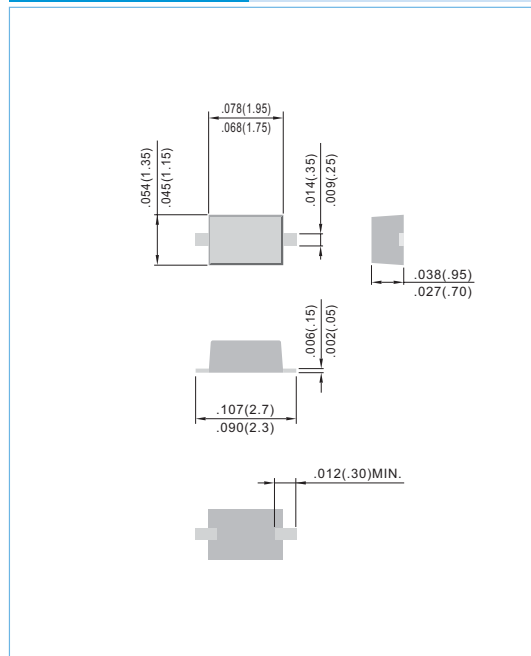
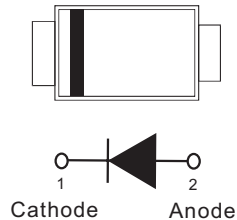
**SOD-323**    Unit: inch (mm)

### FEATURES

- Low turn-on voltage
- Fast switching
- PN Junction Guard Ring for Transient and ESD Protection.
- In compliance with EU RoHS 2002/95/EC directives

### MECHANICAL DATA

- Case: SOD-323, Plastic
- Terminals: Solderable per MIL-STD-750, Method 2026
- Approx. Weight: 0.01 gram



### MAXIMUM RATINGS AND ELECTRICAL CHARACTERISTICS

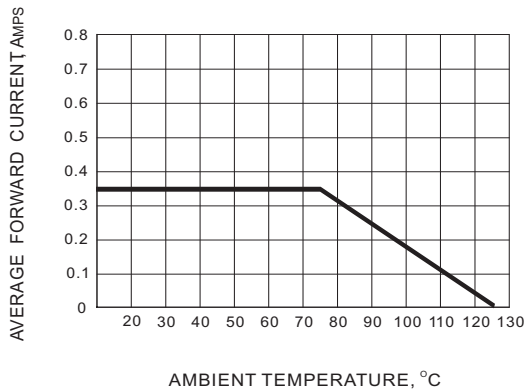
Ratings at 25°C ambient temperature unless otherwise specified. For capacitive load, derate current by 20%.

Parameter	Symbol	SD103AWS	SD103BWS	SD103CWS	Units
Marking Code	-	S6	S7	S8	-
Maximum Recurrent Peak Reverse Voltage	$V_{RRM}$	40	30	20	V
Maximum RMS Voltage	$V_{RMS}$	28	21	14	V
Maximum DC Blocking Voltage	$V_{DC}$	40	30	20	V
Maximum Average Forward Current at $T_a=75^{\circ}C$	$I_{F(AV)}$	0.35			A
Peak Forward Surge Current at 10uS	$I_{FSM}$	2.0			A
Maximum Instantaneous Forward Voltage	$V_F$	0.37@0.02A 0.60@0.2A			V
Maximum Reverse Current	$I_R$	5.0@30V	5.0@20V	5.0@10V	uA
Typical Junction Capacitance at $V_R=0V$	$C_J$	50			pF
Maximum Thermal Resistance	$R_{\theta JA}$	300			$^{\circ}C / W$
Operating Junction and Storage Temperature Range	$T_J$	-55 to +125			$^{\circ}C$

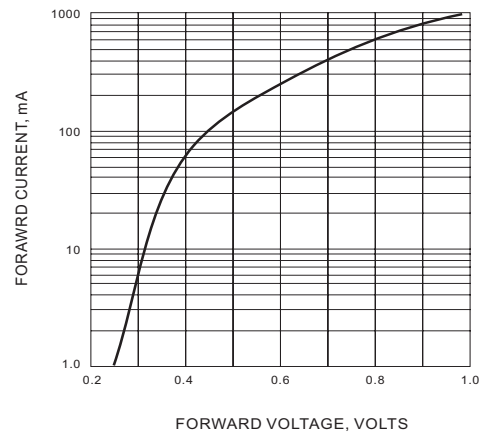


# SD103AWS~SD103CWS

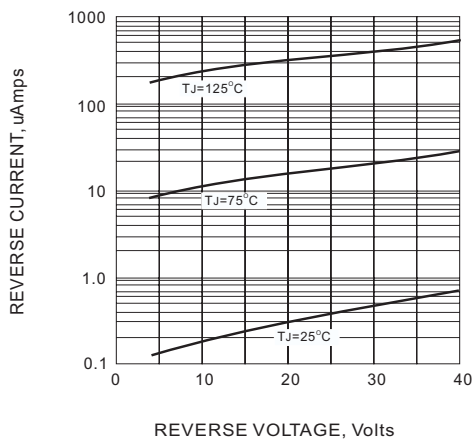
## RATING AND CHARACTERISTIC CURVES



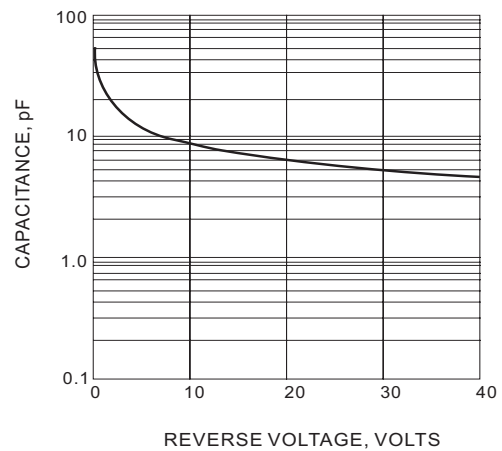
**Fig.1 FORWARD CURRENT DERATING CURVE**



**Fig.2 TYPICAL FORWARD CHARACTERISTIC**



**Fig.3 TYPICAL REVERSE CURRENT**

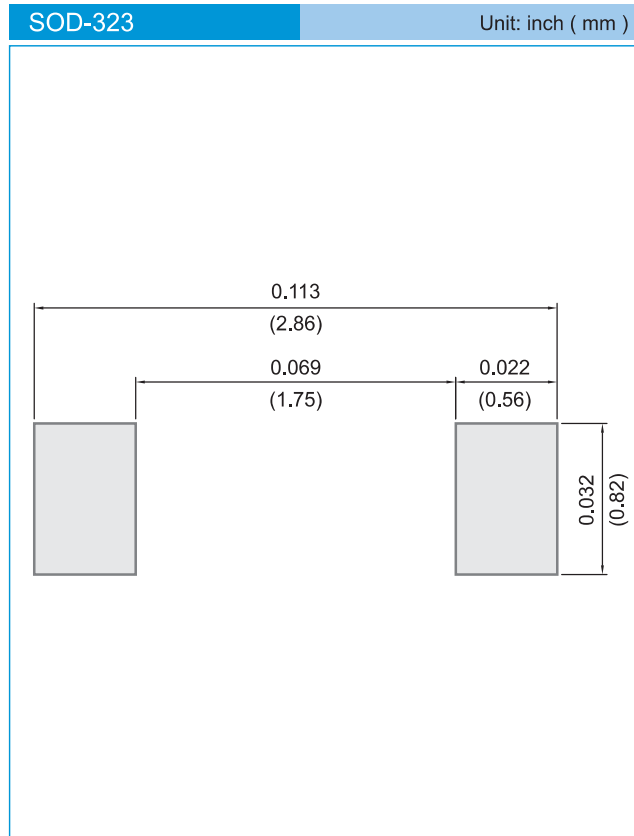


**Fig.4 TYPICAL JUNCTION CAPACITANCE**



## SD103AWS~SD103CWS

### MOUNTING PAD LAYOUT



### ORDER INFORMATION

- Packing information
  - T/R - 12K per 13" plastic Reel
  - T/R - 5K per 7" plastic Reel

### LEGAL STATEMENT

#### Copyright PanJit International, Inc 2009

The information presented in this document is believed to be accurate and reliable. The specifications and information herein are subject to change without notice. Pan Jit makes no warranty, representation or guarantee regarding the suitability of its products for any particular purpose. Pan Jit products are not authorized for use in life support devices or systems. Pan Jit does not convey any license under its patent rights or rights of others.