


Stainless Steel Braking/Crowbar Resistor



FEATURES

- High pulse energy capability up to 3.46 MJ
- Surface temperature increase below 450 K for single pulse
- Operating temperature: - 55 °C to + 375 °C
- Modular system - user expandable
- Material categorization: For definitions of compliance please see www.vishay.com/doc?99912



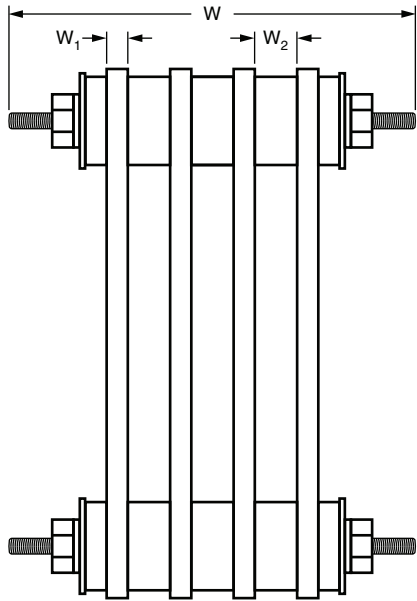
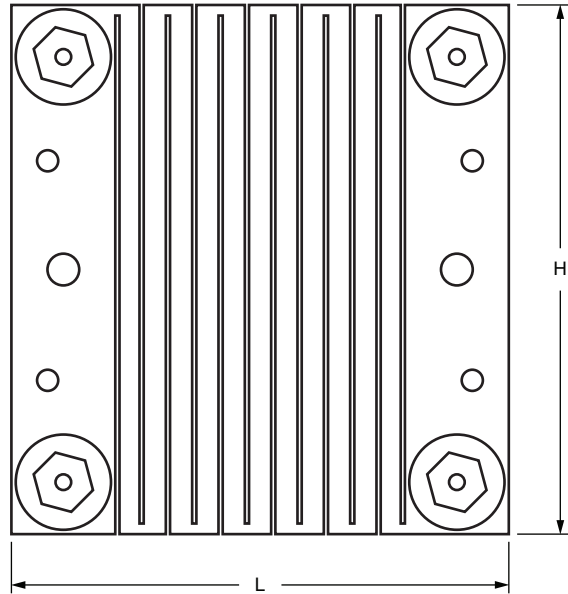
RoHS
COMPLIANT
GREEN
(5-2008)

STANDARD ELECTRICAL SPECIFICATIONS							
MODEL	RESISTANCE VALUE	RESISTANCE TOLERANCE	PULSE ENERGY E ⁽¹⁾	RATED DISSIPATION P _{40 °C}	RATED CURRENT I	PULSE CURRENT I ⁽¹⁾	TEMPERATURE COEFFICIENT
ULDCR01	5 mΩ	± 10 %	0.14 MJ	8 kW	1265 A	12 kA	900 ppm/K
ULDCR02	7 mΩ		0.20 MJ	6 kW	926 A		
ULDCR03	10 mΩ		0.29 MJ	4 kW	632 A		
ULDCR04	20 mΩ		0.58 MJ	2 kW	316 A		
ULDCR05	40 mΩ		1.15 MJ	4 kW	316 A		
ULDCR06	60 mΩ		1.73 MJ	6 kW	316 A		
ULDCR07	80 mΩ		2.30 MJ	8 kW	316 A		
ULDCR08	100 mΩ		2.88 MJ	10 kW	316 A		
ULDCR09	120 mΩ		3.46 MJ	12 kW	316 A		

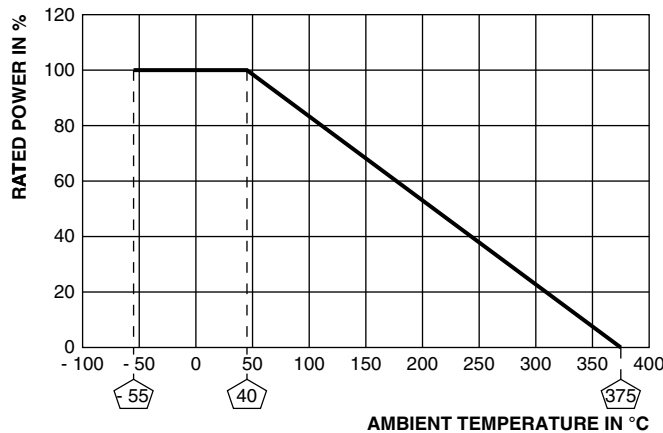
Note

⁽¹⁾ Rectangular pulse t = 200 ms, time between 2 pulses: > 160 min

PART NUMBER AND PRODUCT DESCRIPTION					
Part Number: ULDCR07R080KLX000					
U	L	D	C	R	0 7 R 0 8 0 K L X 0 0 0
MODEL	VARIANT	VALUE	TOLERANCE CODE	PACKAGING CODE	SPECIAL
ULDCR	01 02 03 04 05 06 07 08 09	4 digit value R = Decimal R080 = 0.08 Ω	K = ± 10.0 %	LX = Loose pack without quantity	000 = Standard 3 digits alphanumerical code for customized design
Product Description: ULDCR07 R08 10 % LX					
ULDCR	07	R08	10 %	LX	
MODEL	VARIANT	VALUE	TOLERANCE CODE	PACKAGING CODE	

DIMENSIONS

TOP VIEW


MODEL	DIMENSIONS in millimeters					
	L	W	W ₁	W ₂	H	MASS (kg)
ULDCR01	235	190	10	20	250	16.5
ULDCR02	235	160	10	20	250	12.375
ULDCR03	235	130	10	20	250	8.25
ULDCR04	235	100	10	20	250	4.125
ULDCR05	235	130	10	20	250	8.25
ULDCR06	235	160	10	20	250	12.375
ULDCR07	235	190	10	20	250	16.5
ULDCR08	235	220	10	20	250	20.625
ULDCR09	235	250	10	20	250	24.75

FUNCTIONAL PERFORMANCE

Derating



Disclaimer

ALL PRODUCT, PRODUCT SPECIFICATIONS AND DATA ARE SUBJECT TO CHANGE WITHOUT NOTICE TO IMPROVE RELIABILITY, FUNCTION OR DESIGN OR OTHERWISE.

Vishay Intertechnology, Inc., its affiliates, agents, and employees, and all persons acting on its or their behalf (collectively, "Vishay"), disclaim any and all liability for any errors, inaccuracies or incompleteness contained in any datasheet or in any other disclosure relating to any product.

Vishay makes no warranty, representation or guarantee regarding the suitability of the products for any particular purpose or the continuing production of any product. To the maximum extent permitted by applicable law, Vishay disclaims (i) any and all liability arising out of the application or use of any product, (ii) any and all liability, including without limitation special, consequential or incidental damages, and (iii) any and all implied warranties, including warranties of fitness for particular purpose, non-infringement and merchantability.

Statements regarding the suitability of products for certain types of applications are based on Vishay's knowledge of typical requirements that are often placed on Vishay products in generic applications. Such statements are not binding statements about the suitability of products for a particular application. It is the customer's responsibility to validate that a particular product with the properties described in the product specification is suitable for use in a particular application. Parameters provided in datasheets and/or specifications may vary in different applications and performance may vary over time. All operating parameters, including typical parameters, must be validated for each customer application by the customer's technical experts. Product specifications do not expand or otherwise modify Vishay's terms and conditions of purchase, including but not limited to the warranty expressed therein.

Except as expressly indicated in writing, Vishay products are not designed for use in medical, life-saving, or life-sustaining applications or for any other application in which the failure of the Vishay product could result in personal injury or death. Customers using or selling Vishay products not expressly indicated for use in such applications do so at their own risk. Please contact authorized Vishay personnel to obtain written terms and conditions regarding products designed for such applications.

No license, express or implied, by estoppel or otherwise, to any intellectual property rights is granted by this document or by any conduct of Vishay. Product names and markings noted herein may be trademarks of their respective owners.

Material Category Policy

Vishay Intertechnology, Inc. hereby certifies that all its products that are identified as RoHS-Compliant fulfill the definitions and restrictions defined under Directive 2011/65/EU of The European Parliament and of the Council of June 8, 2011 on the restriction of the use of certain hazardous substances in electrical and electronic equipment (EEE) - recast, unless otherwise specified as non-compliant.

Please note that some Vishay documentation may still make reference to RoHS Directive 2002/95/EC. We confirm that all the products identified as being compliant to Directive 2002/95/EC conform to Directive 2011/65/EU.

Vishay Intertechnology, Inc. hereby certifies that all its products that are identified as Halogen-Free follow Halogen-Free requirements as per JEDEC JS709A standards. Please note that some Vishay documentation may still make reference to the IEC 61249-2-21 definition. We confirm that all the products identified as being compliant to IEC 61249-2-21 conform to JEDEC JS709A standards.