

Surface Mount Switching Diode

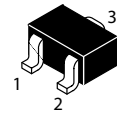
Features:

- *Fast Switching Speed
- *Low Reverse Leakage Current
- *Surface Mount Package Ideally Suited for Automatic Insertion

Mechanical Data:

- *Case: SOT-323, Molded Plastic
- *Terminals: Solderable per MIL-STD-202 Method 208
- *Polarity: See Diagram
- *Weight: 0.006grams(approx)

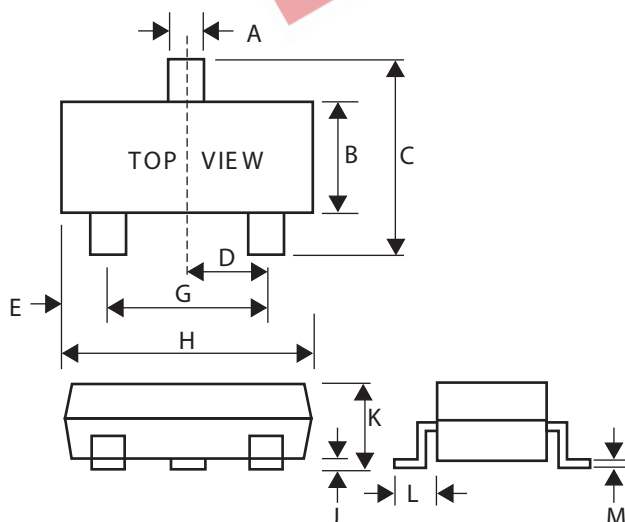
SWITCHING DIODE
100mAMPERS
20VOLTS



SOT-323(SC-70)

SOT-323 Outline Dimensions

Unit:mm



SOT-323		
Dim	Min	Max
A	0.30	0.40
B	1.15	1.35
C	2.00	2.40
D	-	0.65
E	0.30	0.40
G	1.20	1.40
H	1.80	2.20
J	0.00	0.10
K	0.80	1.00
L	0.42	0.53
M	0.10	0.25

Maximum Ratings

Rating	Symbol	Value	Unit
Non-Repetitive Reverse Voltage Peak	VRM	20	Vdc
Peak Repetitive Reverse Voltage	VRRM	20	Vdc
Working Peak Reverse Voltage	VRWM		
DC Blocking Voltage	VR		
Forward Current	IF	100	mAdc
Peak Forward Surge Current	IFM	200	mAdc
Non-Repetitive Peak Forward Surge Current @ t=1.0us	IFSM	300	mAdc

Thermal Characteristics

Characteristics	Symbol	Max	Unit
Total Device Dissipation *1	PD	200	mW
Thermal Resistance, Junction to Ambient Air *1	R0JA	625	°C/W
Junction and Storage Temperature	TJ, Tstg	-55 to +150	°C

Electrical Characteristics (TA=25°C Unless Otherwise note)

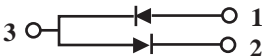
Characteristics	Symbol	Min	Max	Unit
-----------------	--------	-----	-----	------

Off Characteristics

Forward Voltage IF=10mA	VF	-	1.0	Vdc
Reverse Voltage Leakage Current VR=15Vdc	IR	-	0.1	μAdc

1. Valid provided that terminals are kept at ambient temperature.

Device Marking

Item	Marking	Equivalent Circuit Diagram
WA204U	A7	

Electrical Characteristic Curves

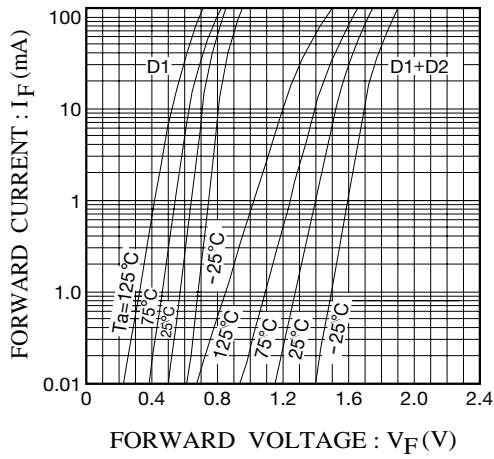


Fig.1 Forward Characteristics

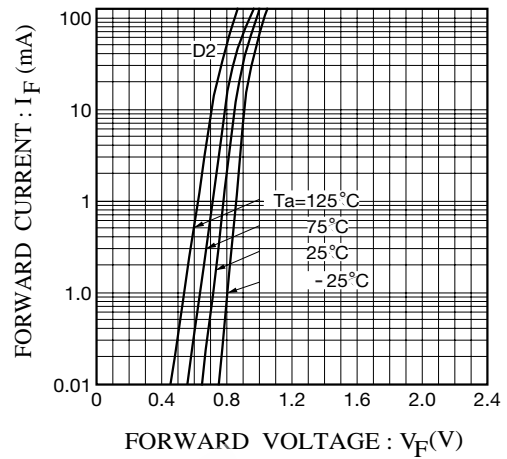


Fig.2 Forward Characteristics

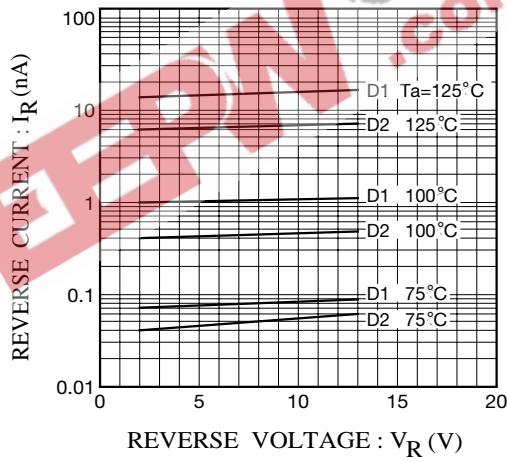


Fig.3 Reverse Characteristics