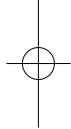




- 2:1 Input Range
- Isolated Outputs
- Efficiency to 82%
- 200 kHz Switching Frequency
- Input π Filter
- Fully Regulated Outputs
- Six-sided Shield

Specification



Input

- *Input Voltage Range* • See Table
- *Input Filter* • π Network

Output

- *Voltage Accuracy* • $\pm 1\%$ max
- *Line Regulation (Full Input Range)* • $\pm 0.5\%$ max
- *Load Regulation (1/4 Full Load)* • $\pm 1\%$ max
- *Ripple & Noise (DC-20MHz)* • 100mV p-p max
- *Temperature Coefficient* • $\pm 0.05\%/^{\circ}\text{C}$ max
- *Short Circuit Protection* • Indefinite

General

- *Switching Frequency* • 200 kHz
- *Efficiency* • See Table
- *Isolation (Input-Output)* • 500 VDC (1000 Mohm/80pF)

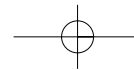
Environmental

- *Operating Temperature* • -25°C to $+71^{\circ}\text{C}$
- *Storage Temperature* • -40°C to 100°C

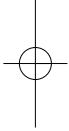
Safety

- *Safety Approvals* • UL1950 for LU version

EEPW.com.cn 电子产品世界



WD506	4.7-9.0VDC	±5.0 VDC	±800 mA	15 mA	2100 mA
WD100	9.0-18.0 VDC	3.3 VDC	3000 mA	20 mA	1056 mA
WD101	9.0-18.0 VDC	5.0 VDC	2000 mA	30 mA	1100 mA
WD102	9.0-18.0 VDC	12.0 VDC	830 mA	30 mA	1065 mA
WD103	9.0-18.0 VDC	15.0 VDC	666 mA	30 mA	1065 mA
WD104	9.0-18.0 VDC	±12.0 VDC	±415 mA	40 mA	1065 mA
WD105	9.0-18.0 VDC	±15.0 VDC	±333 mA	40 mA	1065 mA
WD106	9.0-18.0 VDC	±5.0 VDC	±1000 mA	40 mA	1065 mA
WD200	18.0-36.0 VDC	3.3 VDC	3000 mA	20 mA	543 mA
WD201	18.0-36.0 VDC	5.0 VDC	3000 mA	20 mA	800 mA
WD202	18.0-36.0 VDC	12.0 VDC	1250 mA	20 mA	780 mA
WD203	18.0-36.0 VDC	15.0 VDC	1000 mA	20 mA	780 mA
WD204	18.0-36.0 VDC	±12.0 VDC	±625 mA	30 mA	780 mA
WD205	18.0-36.0 VDC	±15.0 VDC	±500 mA	30 mA	780 mA
WD206	18.0-36.0 VDC	±5.0 VDC	±1500 mA	30 mA	780 mA
WD300	36.0-72.0 VDC	3.3 VDC	3000 mA	15 mA	272 mA
WD301	36.0-72.0 VDC	5.0 VDC	3000 mA	10 mA	390 mA
WD302	36.0-72.0 VDC	12.0 VDC	1250 mA	10 mA	380 mA
WD303	36.0-72.0 VDC	15.0 VDC	1000 mA	10 mA	380 mA
WD304	36.0-72.0 VDC	±12.0 VDC	±625 mA	15 mA	380 mA
WD305	36.0-72.0 VDC	±15.0 VDC	±500 mA	15 mA	380 mA
WD306	36.0-72.0 VDC	±5.0 VDC	±1500 mA	15 mA	380 mA



Notes

Nominal Input Voltage 5,12, 24 or 48 VDC.

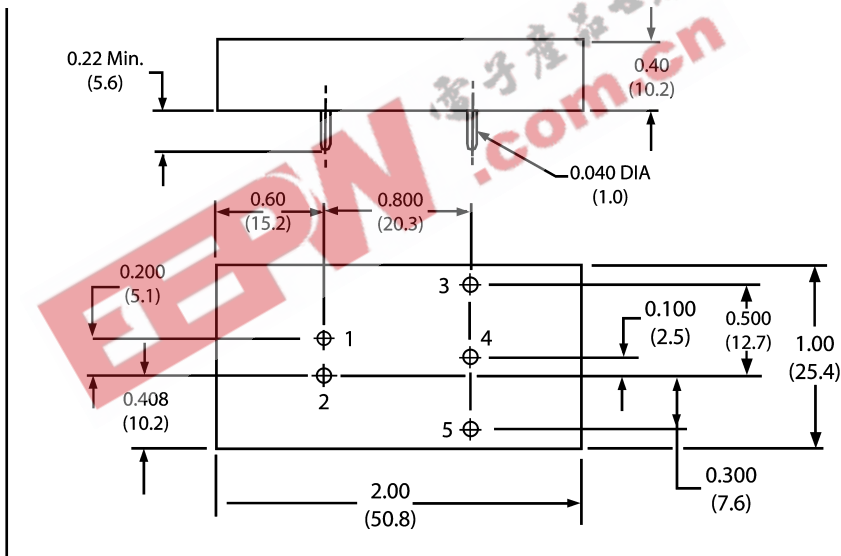
For optional 10 watt version:

Add Suffix "L" to WD2xx and WD3xx, except models WD200 and WD300.

UL1950 approvals available on 10 watt models only. Add suffix "LU" to models WD1xx, WD2xx or WD3xx.

Not available on WD5xx series.

Mechanical Details



PIN	SINGLE OUTPUT
1	+ INPUT
2	- INPUT
3	+ OUTPUT
4	NO PIN
5	- OUTPUT

Dimension

www.XP-iQ.com



PH
FA:
Email: s
Holliston,

