

Surface Mount Glass Passivated Bridge Rectifiers

BRIDGE RECTIFIERS

0.5 AMPERES

100-1000 VOLTS

Features:

- *Repetitive Peak Reverse Voltage : $V_{PRRM}=100-1000$ Volts
- *Average Output rectified Current : $I_o=0.5A$ ($T_A=30^\circ C$)
- *Dual in Line Type
- *Glass Passivated Cavity-free Junction
- *Plastic Package

Mecanical Data:

- *Polarity : Symbol Molded on Body
- *Weight : 0.13 grams
- *Mounting Position : Any

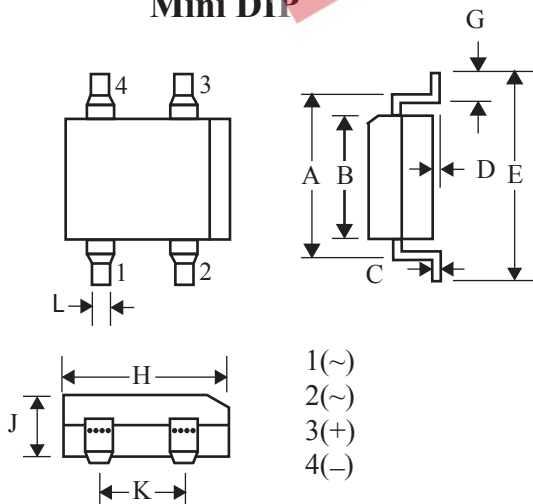


MINI-DIP

MINI-DIP Outline Dimensions

Unit:mm

Mini DIP



Dim	Min	Max
A	5.00	5.50
B	4.00	4.25
C	0.009	0.35
D	0.076	0.33
E	-	7.00
G	0.58	1.10
H	4.50	4.90
J	2.30	2.80
K	2.40	3.01
L	0.45	0.75

WD01 thru WD10



Maximun Rating

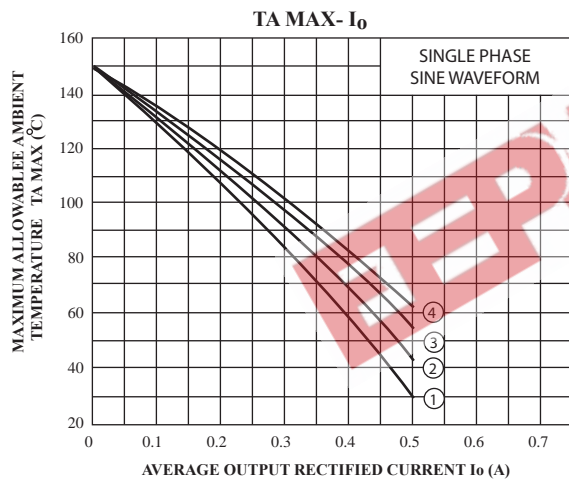
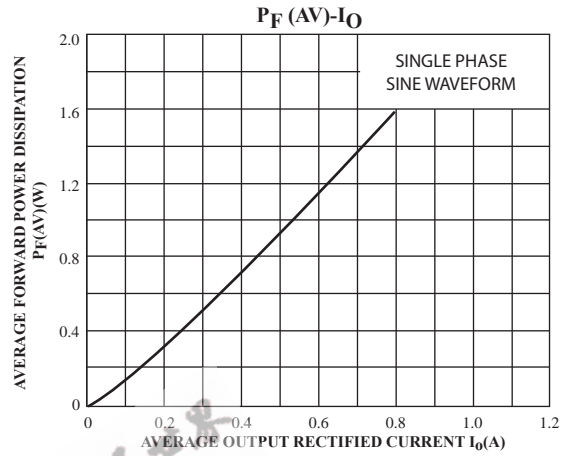
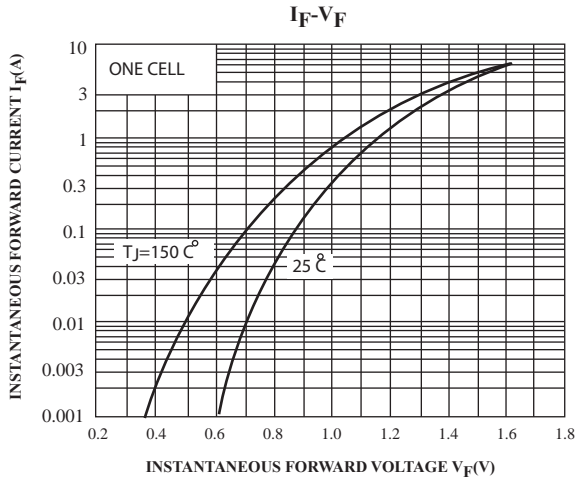
Characteristics	Symbol	WD01	WD02	WD04	WD06	WD08	WD10	Units
Repetitive Peak Reverse Voltage	V_{PRRM}	100	200	400	600	800	1000	Volts
Average Output Rectified Current ($T_A=30^{\circ}C$)	I_o	0.5 0.8*						Amps
Peak One Cycle Surge Forward Curren(Non Repetitive)	I_{FSM}	30(50Hz) 33(60Hz)						Amps
Junction Temperature	T_j	-40 to 150						$^{\circ}C$
Store Temperature	T_{stg}	-40 to 150						$^{\circ}C$

Electrical Characteristics ($T_A=25^{\circ}C$)

Characteristics	Symbol	WD01	WD02	WD04	WD06	WD08	WD10	Units
Maximum Peak Forward Voltage at 0.4 A DC	V_F	1.0						Volts
Maximun Repetitive Peak Reverse Current ($V_R=Rated$)	I_R	10						μ Amps
Thermal Resistance (Junction to Ambient)	$R_{\theta JA}$	130 75*						$^{\circ}C/W$

Device Marking

Item	Marking	Equivalent Circuit Diagram
WD01	B1S	
WD02	B2S	
WD04	B4S	
WD06	B6S	
WD08	B8S	
WD10	B10S	



- ① WITHOUT HEAT SINK
- ② SOLDER LAND 2X2 MM
- ③ SOLDER LAND 5x5 MM
- ④ SOLDER LAND 7X7 MM

axa: SOLDER LAND SIZE
(ON GLASS EPOXI SUBSTRATE)

