

Distributor: [Electro-Stock www.electrostock.com](http://www.electrostock.com) Tel: 630-682-1542 Fax: 630-682-1562

FEATURES:

- Switching capacity up to 10A
- Small size and light weight
- Low coil power consumption
- High contact load
- Strong resistance to shock and vibration

 **E197851**



27.0 x 21.0 x 35.0 mm

CONTACT DATA

Contact Arrangement	1A, 1B, 1C = SPST N.O., SPST N.C., SPDT 2A, 2B, 2C = DPST N.O., DPST N.C., DPDT 3A, 3B, 3C = 3PST N.O., 3PST N.C., 3PDT 4A, 4B, 4C = 4PST N.O., 4PST N.C., 4PDT
Contact Rating	1, 2, & 3 Pole: 10A @ 220VAC & 28VDC 4 Pole: 5A @ 220VAC & 28VDC
Contact Resistance	< 50 milliohms initial
Contact Material	AgCdO
Maximum Switching Power	1C: 280W, 2200VA 2C: 280W, 2200VA 3C: 280W, 2200VA 4C: 140W, 1100VA
Maximum Switching Voltage	300VAC
Maximum Switching Current	10A

DC COIL DATA

Coil Voltage VDC		Coil Resistance $\Omega \pm 10\%$	Pick Up Voltage VDC (max)	Release Voltage VDC (min)	Coil Power W	Operate Time ms	Release Time ms
Rated	Max.		75% of rated voltage	10% of rated voltage			
6	6.6	40	4.5	0.6	.9	25	25
12	13.2		9.0	1.2			
24	26.4		18.0	2.4			
36	39.6		27.0	3.6			
48	52.8		36.0	4.8			
110	121.0		82.5	11.0			

AC COIL DATA

Coil Voltage VAC		Coil Resistance $\Omega \pm 10\%$	Pick Up Voltage VAC (max)	Release Voltage VAC (min)	Coil Power VA	Operate Time ms	Release Time ms
Rated	Max.		80% of rated voltage	30% of rated voltage			
6	6.6	11.5	4.8	1.8	1.2	25	25
12	13.2		9.6	3.6			
24	26.4		19.2	7.2			
36	39.6		28.8	10.8			
48	52.8		38.4	14.4			
110	121.0		88.0	33.0			
120	132.0		96.0	36.0			
220	252.0		176.0	66.0			

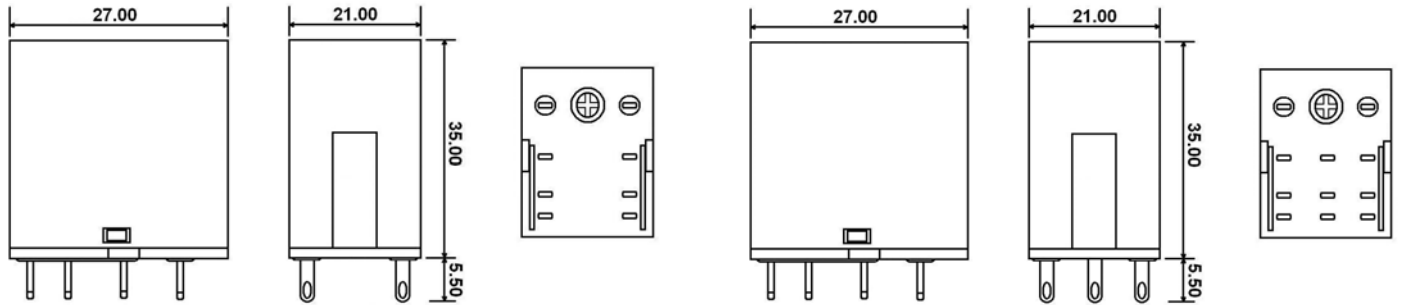
GENERAL DATA

Electrical Life @ rated load	500K cycles (1 & 2 pole), 200K cycles (3 pole), 100K cycles (4 pole), typical
Mechanical Life	20M cycles (1 & 2 pole), 10M cycles (3 & 4 pole), typical
Insulation Resistance	100M Ω min @ 500VDC
Dielectric Strength, Coil to Contact	1500V rms min. @ sea level
Contact to Contact	1500V rms min. @ sea level
Shock Resistance	100m/s ² for 11ms
Vibration Resistance	1.27mm double amplitude 10-40Hz
Terminal (Copper Alloy) Strength	10N
Operating Temperature	-40 °C to + 85 °C
Storage Temperature	-40 °C to + 155 °C
Solderability	230 °C \pm 2 °C for 10 \pm 0.5s
Weight	32g

ORDERING INFORMATION


1. Series:	WJ152	3C	T	12VDC
2. Contact Arrangement:	<ul style="list-style-type: none"> 1A, 1B, 1C 2A, 2B, 2C 3A, 3B, 3C 4A, 4B, 4C 			
3. Termination:	<ul style="list-style-type: none"> T = Solder lugs / Plug-in F = Solder Lugs / Plug-in with Flange P = PC Pins 			
4. Coil Voltage:	<ul style="list-style-type: none"> 6VDC 12VDC 24VDC 36VDC 48VDC 110VDC 6VAC 12VAC 24VAC 36VAC 48VAC 110VAC 120VAC 220VAC 			
5. Optional LED:	<ul style="list-style-type: none"> Blank = No Indicator LED D = With Indicator LED 			
6. Sealing Option:	<ul style="list-style-type: none"> Blank = Dust Cover (Standard) S = Sealed 			
7. Gold Option:	<ul style="list-style-type: none"> Blank = Standard contacts R = Gold flash over standard contacts 			
8. Optional Push to Test Button:	<ul style="list-style-type: none"> Blank = No Push to Test Button T = With Push to Test Button 			

DIMENSIONS (Units = mm)



1 & 2 POLE


3 POLE



4 POLE

FLANGE MOUNT

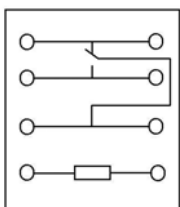
TERMINATION OPTIONS



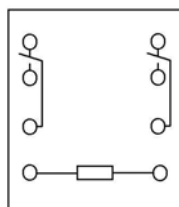
PC PINS

SOLDER TABS

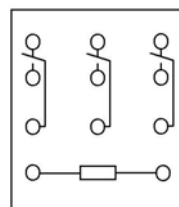
SCHEMATICS & PC LAYOUTS (BOTTOM VIEWS)



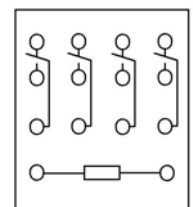
1C



2C



3C



4C

