

Distributor: Electro-Stock www.electrostock.com Tel: 630-682-1542 Fax: 630-682-1562

FEATURES:

- Low coil power consumption
- Small size and light weight
- PC board mounting
- Wide range of applications



 **E197852**

15.5 x 12.2 x 13.8 mm

CONTACT DATA

Contact Arrangement	1A = SPST N.O. 1B = SPST N.C. 1C = SPDT
Contact Rating	N.O. - 10A @ 120VAC Resistive 20A @ 14VDC Resistive N.C. - 10A @ 14VDC Resistive 1/2 hp, 125VAC TV-5, 120VAC
Contact Resistance	< 50 milliohms initial
Contact Material	AgCdO
Maximum Switching Power	280W, 1200VA
Maximum Switching Voltage	380VAC, 110VDC
Maximum Switching Current	20A

COIL DATA

Coil Voltage VDC		Coil Resistance $\Omega \pm 10\%$		Pick Up Voltage VDC (max)	Release Voltage VDC (min)	Coil Power W	Operate Time ms	Release Time ms
Rated	Max.	.6W	.8W	75% of rated voltage	10% of rated voltage			
6	7.8	60	45	4.50	0.6	.60 .80	10	5
9	11.7	135	102	6.75	0.9			
12	15.6	240	180	9.00	1.2			
24	31.2	960	720	18.00	2.4			

CAUTION:

1. The use of any coil voltage less than the rated coil voltage may compromise the operation of the relay.
2. Pickup and release voltages are for test purposes only and are not to be used as design criteria.

GENERAL DATA

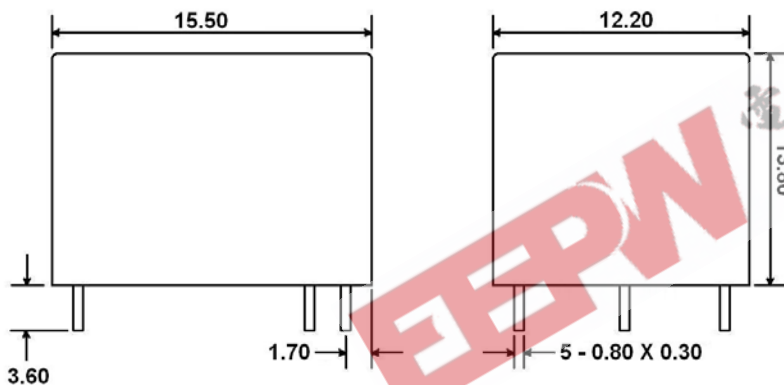
Electrical Life @ rated load	100K cycles, typical
Mechanical Life	10M cycles, typical
Insulation Resistance	100M Ω min @ 500VDC
Dielectric Strength, Coil to Contact	500V rms min. @ sea level
Contact to Contact	500V rms min. @ sea level
Shock Resistance	100m/s ² for 11ms
Vibration Resistance	1.50mm double amplitude 10-40Hz
Terminal (Copper Alloy) Strength	10N
Operating Temperature	-40 °C to + 85 °C
Storage Temperature	-40 °C to + 155 °C
Solderability	230 °C \pm 2 °C for 10 \pm 0.5s
Weight	6g

Distributor: Electro-Stock www.electrostock.com Tel: 630-682-1542 Fax: 630-682-1562

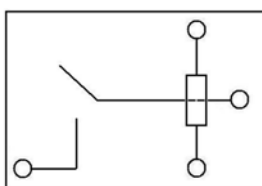
ORDERING INFORMATION

1. Series:	WJ118	1C	S	12VDC	.60
WJ118					
2. Contact Arrangement:					
1A = SPST N.O.					
1B = SPST N.C.					
1C = SPDT					
3. Sealing Options:					
S = Sealed					
4. Coil Voltage:					
6VDC					
9VDC					
12VDC					
24VDC					
5. Coil Power:					
.60 = .60W					
.80 = .80W					

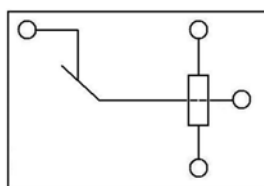
DIMENSIONS (Units = mm)



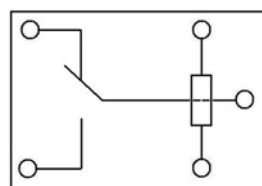
SCHEMATICS & PC LAYOUTS (BOTTOM VIEWS)



1A



1B



1C

