


WOMC

Vishay Thin Film

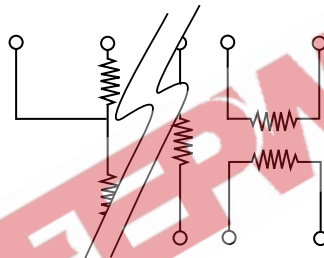


Molded, 50 Mil Pitch, Dual In-Line Resistor Networks, Wide Body



The WOMC series features a standard 16 and 20 pin wide body (0.30") small outline surface mount style that can accommodate resistor networks to your particular application requirements. The networks can be constructed with Tamelox, or Tantalum Nitride resistor films to optimize performance.

SCHEMATIC



Custom schematics available
Please consult factory

FEATURES

- Lead (Pb)-free available
- Standard 16 and 20 Pin Counts (0.300" Wide Body) JEDEC MS-013
- Rugged, molded case construction
- High stable thin film element (500 ppm at + 70 °C, 10 000 hrs.)
- Leads copper alloy, solderable



Available
RoHS*
COMPLIANT

TYPICAL PERFORMANCE

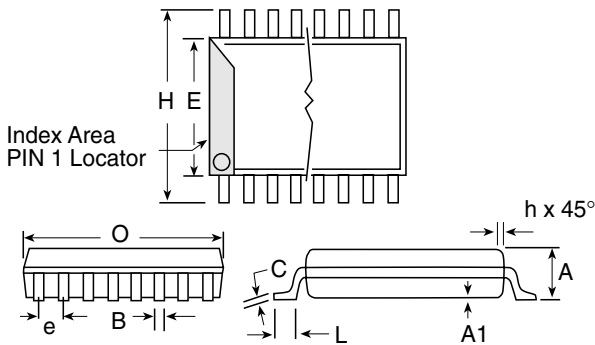
	ABS	TRACKING
TCR	25	5
	ABS	RATIO
TOL	0.1	0.05

STANDARD ELECTRICAL SPECIFICATIONS			
TEST		SPECIFICATIONS	CONDITION
PIN NUMBER		16, 20	
Resistance Range		100 Ohms to 500K Ohms total	
TCR:	Tracking	± 5 ppm/°C typical	- 55 °C to + 125 °C
	Absolute	± 50 ppm/°C to 25 ppm/°C	- 55 °C to + 125 °C
Tolerance:	Ratio	± 0.1 % to ± 0.05 %	+ 25 °C
	Absolute	± 1.0 % to ± 0.1 %	+ 25 °C
Power Rating:	Resistor	50 mW per element	Max. at + 70 °C
	Package	500 mW 1.0 Watt	Max. at + 70 °C
Stability:	ΔR Absolute	500 ppm	2000 hrs at + 70 °C
	ΔR Ratio	150 ppm	2000 hrs. at + 70 °C
Voltage Coefficient		0.1 ppm/Volt	
Working Voltage		50 Volts	
Operating Temperature Range		- 55 °C to + 125 °C	
Storage Temperature Range		- 55 °C to + 150 °C	
Noise		< - 30 dB	
Thermal EMF		0.08 μV/°C	
Shelf Life Stability:	Absolute	100 ppm	1 year ratio at + 25 °C
	Ratio	< 20 ppm	1 year ratio at + 25 °C

* Pb containing terminations are not RoHS compliant, exemptions may apply



DIMENSIONS AND IMPRINTING in inches and millimeters



	16		20	
	INCHES	MM	INCHES	MM
H	0.408	10.36	0.408	10.36
E	0.298	7.57	0.298	7.57
O	0.410	10.41	0.500	12.7
A	0.097	2.46	0.097	2.46
e	0.050	1.27	0.050	1.27
B	0.016	0.406	0.016	0.406
C	0.009	0.228	0.009	0.228
L	0.026	0.66	0.026	0.66
A ₁	0.007	0.177	0.007	0.177
h	0.015	0.381	0.015	0.381

MECHANICAL SPECIFICATIONS	
Resistive Material	Tamelox or Tantalum Nitride
Body	Molded Epoxy
Plating	Solder
Marking Resistance to Solvents	Per MIL-PRF-83401
Substrate Material	Silicon
Terminals	Copper
Lead Coplanarity	± 0.004
Lead (Pb)-free Option	100 % Sn Matte**
Lead (Pb)-free Finish	Plated

ORDERING INFORMATION CHECK LIST (CUSTOMS)	
Special requirements should be identified in advance, but as a minimum, you should have the following information ready.	
ELECTRICAL	MECHANICAL
1. Resistors, by value and tolerance 2. Reference resistor(s) and matching of which resistors to which reference resistors 3. Reference by ratio 4. Absolute temperature coefficient of resistivity 5. Temperature tracking of subordinate resistors to reference resistor(s) 6. Maximum operating voltage 7. Resistor power ratings 8. Operating temperature range	1. Maximum allowable seated height (from PC board to top of network) 2. Special marking concerns 3. Schematic pin out of package 4. Specify if lead (Pb)-free

Lead (Pb)-free example: WOMCTXXXXA

WOMC

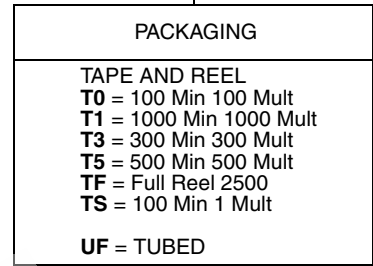
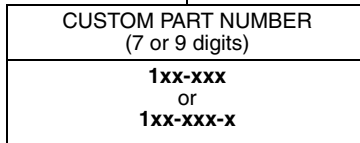
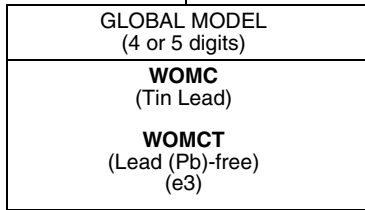
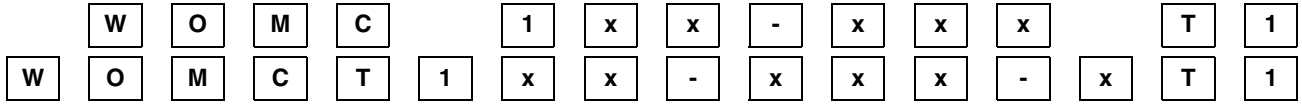
Vishay Thin Film

Molded, 50 Mil Pitch, Dual In-Line Resistor Networks, Wide Body

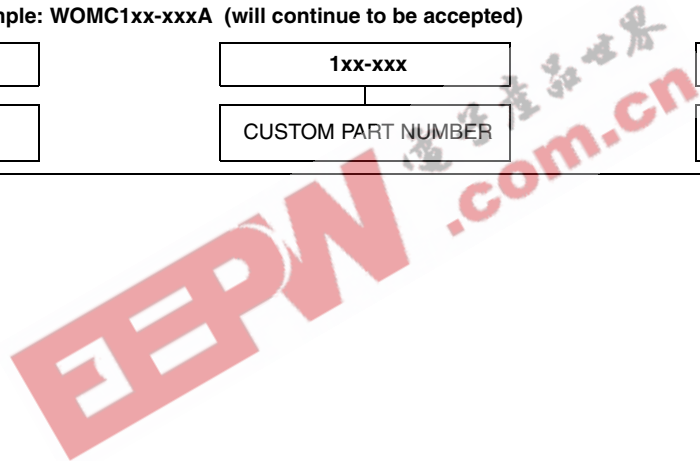
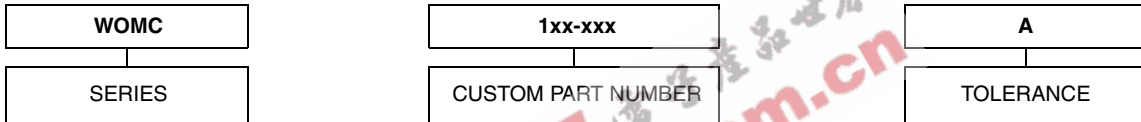


GLOBAL PART NUMBER INFORMATION

New Global Part Numbering: WOMC1xx-xxxT1 (preferred part number format)



Historical Part Number example: WOMC1xx-xxxA (will continue to be accepted)





Notice

Specifications of the products displayed herein are subject to change without notice. Vishay Intertechnology, Inc., or anyone on its behalf, assumes no responsibility or liability for any errors or inaccuracies.

Information contained herein is intended to provide a product description only. No license, express or implied, by estoppel or otherwise, to any intellectual property rights is granted by this document. Except as provided in Vishay's terms and conditions of sale for such products, Vishay assumes no liability whatsoever, and disclaims any express or implied warranty, relating to sale and/or use of Vishay products including liability or warranties relating to fitness for a particular purpose, merchantability, or infringement of any patent, copyright, or other intellectual property right.

The products shown herein are not designed for use in medical, life-saving, or life-sustaining applications. Customers using or selling these products for use in such applications do so at their own risk and agree to fully indemnify Vishay for any damages resulting from such improper use or sale.

EEPW 电子产品世界
.com.cn