

Distributor: Electro-Stock [www.electrostock.com](http://www.electrostock.com) Tel: 630-682-1542 Fax: 630-682-1562

**FEATURES:**

- UL F class rated standard
- Small size and light weight, low coil power consumption
- Heavy contact load, strong shock and vibration resistance
- UL/CUL certified

 **E197852**



26.9 x 31.7 x 20.3 mm

## CONTACT DATA

Contact Arrangement	1A = SPST N.O. 1B = SPST N.C. 1C = SPDT
Contact Rating	N.O. 40A @ 240VAC resistive; 30A @ 277VAC General Purpose 2 hp @ 250VAC N.C. 30A @ 240VAC resistive, 30VDC; 20A @ 277VAC General Purpose 1-1/2 hp @ 250VAC
Contact Resistance	< 30 milliohms initial
Contact Material	AgSnO <sub>2</sub> , AgSnO <sub>2</sub> In <sub>2</sub> O <sub>3</sub>
Maximum Switching Power	9600VA, 1120W
Maximum Switching Voltage	277VAC, 110VDC
Maximum Switching Current	40A

## COIL DATA

Coil Voltage VDC		Coil Resistance $\Omega \pm 10\%$		Pick Up Voltage VDC (max)	Release Voltage VDC (min)	Coil Power W	Operate Time ms	Release Time ms
Rated	Max.	0.6W	0.9W	75% of rated voltage	10% of rated voltage			
3	3.9	15	10	2.25	0.3	.60 .90	15	10
5	6.5	42	28	3.75	0.5			
6	7.8	60	40	4.50	0.6			
9	11.7	135	90	6.75	0.9			
12	15.6	240	160	9.00	1.2			
15	19.5	375	250	10.25	1.5			
18	23.4	540	360	13.50	1.8			
24	31.2	960	640	18.00	2.4			
48	62.4	3840	2560	36.00	4.8			
110	140.3	20167	13445	82.50	11.0			

## AC COIL PARAMETERS

Coil Voltage VAC		Coil Resistance $\Omega \pm 10\%$	Pick Up Voltage VAC (max)	Release Voltage VAC (min)	Coil Power VA	Operate Time ms	Release Time ms
Rated	Max.		75% of rated voltage	30% of rated voltage			
12	15.6	27 120 2360 3040 13490 15320 20210	9.0	3.6	2VA	15	10
24	31.2		18.0	7.2			
110	143		82.5	33			
120	156		90	36			
220	286		165	66			
240	312		180	72			
277	360		207	83.1			

Distributor: Electro-Stock [www.electrostock.com](http://www.electrostock.com) Tel: 630-682-1542 Fax: 630-682-1562

## GENERAL DATA

Electrical Life @ rated load	100K cycles, typical
Mechanical Life	10M cycles, typical
Insulation Resistance	100MΩ min @ 500VDC
Dielectric Strength, Coil to Contact	4000V rms min. @ sea level (With Pin 6 removed) 2500V rms min. @ sea level (With Pin 6)
Contact to Contact	1500V rms min. @ sea level
Shock Resistance	200m/s <sup>2</sup> for 11ms
Vibration Resistance	1.50mm double amplitude 10-40Hz
Terminal (Copper Alloy) Strength	10N
Operating Temperature	-55 °C to + 125 °C
Storage Temperature	-55 °C to + 155 °C
Solderability	230 °C ± 2 °C for 10 ± 0.5s
Weight	30g, 27g (no cover)

## ORDERING INFORMATION

<b>1. Series:</b>	WJ115F1	1C	12VDC	S	6	6
WJ115F1						
<b>2. Contact Arrangement:</b>	<ul style="list-style-type: none"> <li>1A = SPST N.O.</li> <li>1B = SPST N.C.</li> <li>1C = SPDT</li> </ul>					
<b>4. Coil Voltage:</b>	<ul style="list-style-type: none"> <li>3VDC</li> <li>5VDC</li> <li>6VDC</li> <li>9VDC</li> <li>12VDC</li> <li>15VDC</li> <li>18VDC</li> <li>24VDC</li> <li>48VDC</li> <li>110VDC</li> <li>12VAC</li> <li>24VAC</li> <li>110VAC</li> <li>120VAC</li> <li>220VAC</li> <li>240VAC</li> <li>277VAC</li> </ul>					
<b>5. Sealing Options:</b>	<ul style="list-style-type: none"> <li>S = Sealed (standard)</li> <li>N = No cover</li> </ul>					
<b>6. Option:</b>	<ul style="list-style-type: none"> <li>None = Pin 6 Included</li> <li>6 = Pin 6 Removed</li> </ul>					
<b>7. Coil Power:</b>	<ul style="list-style-type: none"> <li>.9 = .9W</li> <li>.6 = .6W</li> <li>Blank = 2VA (AC Coil)</li> </ul>					
<b>8. Contact Material:</b>	<ul style="list-style-type: none"> <li>Blank = AgSnO<sub>2</sub></li> <li>U = AgSnO<sub>2</sub>In<sub>2</sub>O<sub>3</sub></li> </ul>					

**DIMENSIONS (Units = mm)**

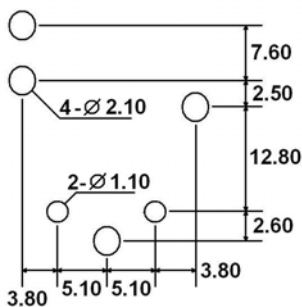
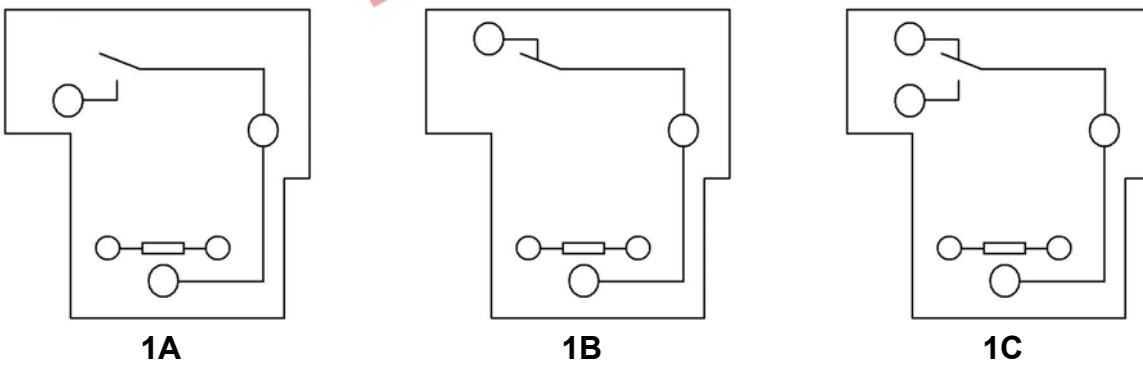


**S = SEALED**

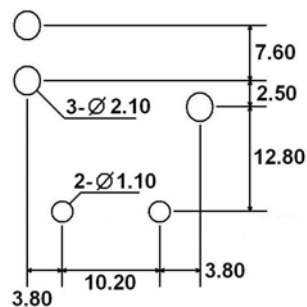


**N = NO COVER**

**SCHEMATICS & PC LAYOUTS (BOTTOM VIEWS)**



**WITH PIN 6**



**WITHOUT PIN 6**