

Distributor: Electro-Stock www.electrostock.com Tel: 630-682-1542 Fax: 630-682-1562

FEATURES:

- UL B class rated standard
- Small size and light weight
- Capable of handling 1000W lamp loads
- Designed to withstand high inrush loads (100A)

 **E197851**



20.8 x 15.8 x 20.3 mm

CONTACT DATA

Contact Arrangement	1A = SPST N.O. 1B = SPST N.C. 1C = SPDT
Contact Rating	20A @ 125VAC 16A @ 277VAC TV-8, 125VAC 1hp @ 125/250 NO; 1/2hp @ 125/250 NC
Contact Resistance	< 50 milliohms initial
Contact Material	AgSnO ₂ In ₂ O ₃
Maximum Switching Power	420W, 4500VA
Maximum Switching Voltage	380VAC, 110VDC
Maximum Switching Current	20A

COIL DATA

Coil Voltage VDC		Coil Resistance $\Omega \pm 10\%$		Pick Up Voltage VDC (max)	Release Voltage VDC (min)	Coil Power W	Operate Time ms	Release Time ms
Rated	Max.	.36W	.45W	75% of rated voltage	10% of rated voltage			
3	3.9	25	20	2.25	0.3	.36 .45	10	5
6	7.8	100	80	4.50	0.6			
9	11.7	225	180	6.75	0.9			
12	15.6	400	320	9.00	1.2			
24	31.2	1600	1280	18.00	2.4			
48	62.4	6400	5120	36.00	4.8			

CAUTION:

1. The use of any coil voltage less than the rated coil voltage may compromise the operation of the relay.
2. Pickup and release voltages are for test purposes only and are not to be used as design criteria.

GENERAL DATA

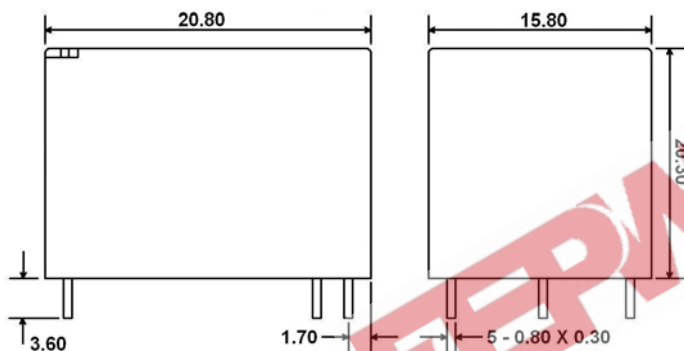
Electrical Life @ rated load	100K cycles, typical
Mechanical Life	10M cycles, typical
Insulation Resistance	100M Ω min @ 500VDC
Dielectric Strength, Coil to Contact	4000V rms min. @ sea level
Contact to Contact	1000V rms min. @ sea level
Shock Resistance	100m/s ² for 11ms
Vibration Resistance	1.50mm double amplitude 10-40Hz
Terminal (Copper Alloy) Strength	10N
Operating Temperature	-40 °C to + 85 °C
Storage Temperature	-40 °C to + 105 °C
Solderability	230 °C \pm 2 °C for 10 \pm 0.5s
Weight	10g

Distributor: Electro-Stock www.electrostock.com Tel: 630-682-1542 Fax: 630-682-1562

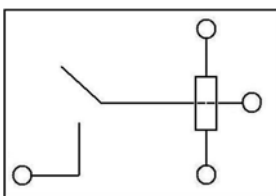
ORDERING INFORMATION

1. Series:	WJ106	1C	12VDC	.36
WJ106				
2. Contact Arrangement:				
1A = SPST N.O.				
1B = SPST N.C.				
1C = SPDT				
3. Coil Voltage:				
3VDC				
6VDC				
9VDC				
12VDC				
24VDC				
48VDC				
4. Coil Power:				
.36 = .36W				
.45 = .45W				

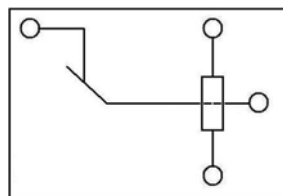
DIMENSIONS (Units = mm)



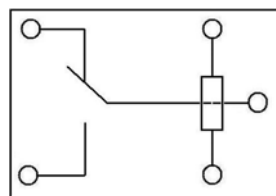
SCHEMATICS & PC LAYOUTS (BOTTOM VIEWS)



1A



1B



1C

