

Distributor: [Electro-Stock www.electrostock.com](http://www.electrostock.com) Tel: 630-682-1542 Fax: 630-682-1562

FEATURES:

- Switching capacity up to 10A
- Small size and light weight
- Low coil power consumption
- High contact load
- Strong resistance to shock and vibration



UL **us** **E197851**

27.0 x 21.0 x 35.0 mm

CONTACT DATA

Contact Arrangement	1A, 1B, 1C = SPST N.O., SPST N.C., SPDT 2A, 2B, 2C = DPST N.O., DPST N.C., DPDT 3A, 3B, 3C = 3PST N.O., 3PST N.C., 3PDT 4A, 4B, 4C = 4PST N.O., 4PST N.C., 4PDT
Contact Rating	1, 2, & 3 Pole: 10A @ 220VAC & 28VDC 4 Pole: 5A @ 220VAC & 28VDC
Contact Resistance	< 50 milliohms initial
Contact Material	AgCdO
Maximum Switching Power	1C: 280W, 2200VA 2C: 280W, 2200VA 3C: 280W, 2200VA 4C: 140W, 1100VA
Maximum Switching Voltage	300VAC
Maximum Switching Current	10A

DC COIL DATA

Coil Voltage VDC		Coil Resistance $\Omega \pm 10\%$	Pick Up Voltage VDC (max) 75% of rated voltage	Release Voltage VDC (min) 10% of rated voltage	Coil Power W	Operate Time ms	Release Time ms
Rated	Max.						
6	6.6	40	4.5	0.6	.9	25	25
12	13.2	160	9.0	1.2			
24	26.4	640	18.0	2.4			
36	39.6	1500	27.0	3.6			
48	52.8	2600	36.0	4.8			
110	121.0	11000	82.5	11.0			

AC COIL DATA

Coil Voltage VAC		Coil Resistance $\Omega \pm 10\%$	Pick Up Voltage VAC (max) 80% of rated voltage	Release Voltage VAC (min) 30% of rated voltage	Coil Power VA	Operate Time ms	Release Time ms
Rated	Max.						
6	6.6	11.5	4.8	1.8	1.2	25	25
12	13.2	46	9.6	3.6			
24	26.4	184	19.2	7.2			
36	39.6	370	28.8	10.8			
48	52.8	735	38.4	14.4			
110	121.0	3750	88.0	33.0			
120	132.0	4,550	96.0	36.0			
220	252.0	14,400	176.0	66.0			

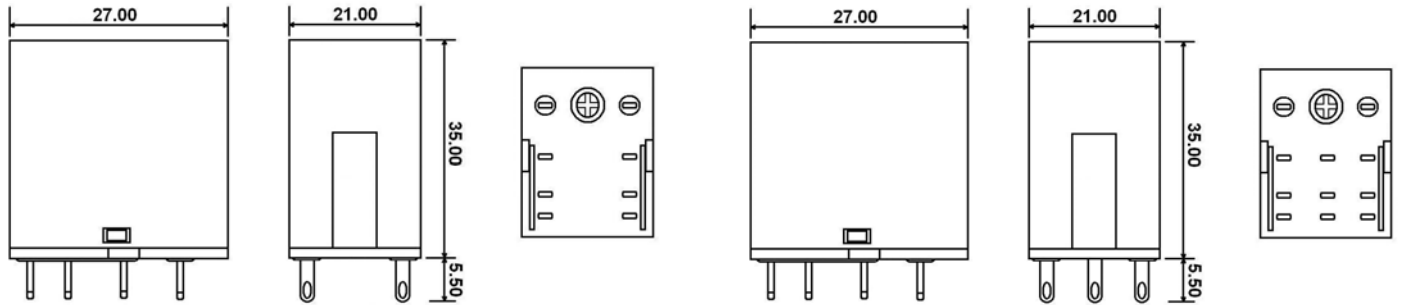
GENERAL DATA

Electrical Life @ rated load	500K cycles (1 & 2 pole), 200K cycles (3 pole), 100K cycles (4 pole), typical
Mechanical Life	20M cycles (1 & 2 pole), 10M cycles (3 & 4 pole), typical
Insulation Resistance	100MΩ min @ 500VDC
Dielectric Strength, Coil to Contact	1500V rms min. @ sea level
Contact to Contact	1500V rms min. @ sea level
Shock Resistance	100m/s ² for 11ms
Vibration Resistance	1.27mm double amplitude 10-40Hz
Terminal (Copper Alloy) Strength	10N
Operating Temperature	-40 °C to + 85 °C
Storage Temperature	-40 °C to + 155 °C
Solderability	230 °C ± 2 °C for 10 ± 0.5s
Weight	32g

ORDERING INFORMATION


1. Series:	WJ152	3C	T	12VDC
2. Contact Arrangement:	<ul style="list-style-type: none"> 1A, 1B, 1C 2A, 2B, 2C 3A, 3B, 3C 4A, 4B, 4C 			
3. Termination:	<ul style="list-style-type: none"> T = Solder lugs / Plug-in F = Solder Lugs / Plug-in with Flange P = PC Pins 			
4. Coil Voltage:	<ul style="list-style-type: none"> 6VDC 12VDC 24VDC 36VDC 48VDC 110VDC 6VAC 12VAC 24VAC 36VAC 48VAC 110VAC 120VAC 220VAC 			
5. Optional LED:	<ul style="list-style-type: none"> Blank = No Indicator LED D = With Indicator LED 			
6. Sealing Option:	<ul style="list-style-type: none"> Blank = Dust Cover (Standard) S = Sealed 			
7. Gold Option:	<ul style="list-style-type: none"> Blank = Standard contacts R = Gold flash over standard contacts 			
8. Optional Push to Test Button:	<ul style="list-style-type: none"> Blank = No Push to Test Button T = With Push to Test Button 			

DIMENSIONS (Units = mm)



1 & 2 POLE


3 POLE



4 POLE

FLANGE MOUNT

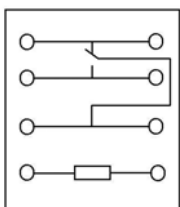
TERMINATION OPTIONS



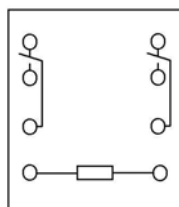
PC PINS

SOLDER TABS

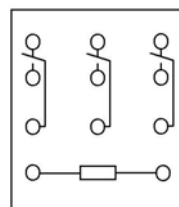
SCHEMATICS & PC LAYOUTS (BOTTOM VIEWS)



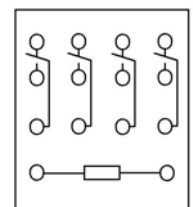
1C



2C



3C



4C

