

**FEATURES:**

- Low profile
- Small size and light weight
- Coil voltages up to 100VDC
- UL/CUL certified

 **E197852**



22.2 x 16.5 x 10.9 mm

## CONTACT DATA

Contact Arrangement	1A = SPST N.O. 1C = SPDT
Contact Rating	1A: 16A @ 250VAC 1C: 10A @ 250VAC
Contact Resistance	< 50 milliohms initial
Contact Material	AgCdO
Maximum Switching Power	300W
Maximum Switching Voltage	380VAC, 110VDC
Maximum Switching Current	16A

## COIL DATA

Coil Voltage VDC		Coil Resistance $\Omega \pm 10\%$		Pick Up Voltage VDC (max)	Release Voltage VDC (min)	Coil Power W	Operate Time ms	Release Time ms
Rated	Max.	.20W	.45W	75% of rated voltage	10% of rated voltage			
5	6.5	125	56	3.75	0.5	.20 .45	8	5
6	7.8	180	80	4.50	0.6			
9	11.7	405	180	6.75	0.9			
12	15.6	720	320	9.00	1.2			
18	23.4	1620	720	13.5	1.8			
24	31.2	2880	1280	18.00	2.4	.25 or .45		
48	62.4	9216	5120	36.00	4.8			
100	130.0	16600		75.0	10.0			

**CAUTION:**

1. The use of any coil voltage less than the rated coil voltage may compromise the operation of the relay.
2. Pickup and release voltages are for test purposes only and are not to be used as design criteria.

## GENERAL DATA

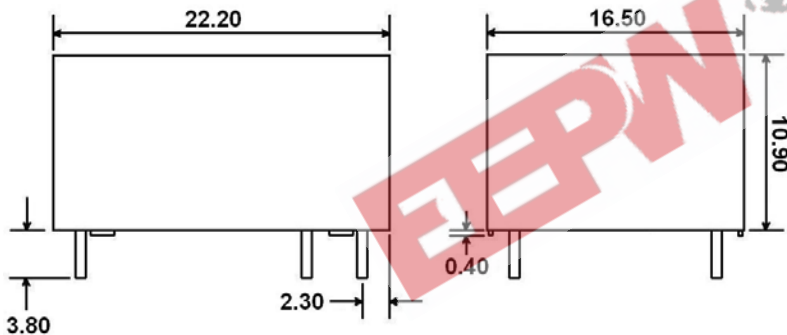
Electrical Life @ rated load	100K cycles, typical
Mechanical Life	10M cycles, typical
Insulation Resistance	100M $\Omega$ min @ 500VDC
Dielectric Strength, Coil to Contact	1500V rms min. @ sea level
Contact to Contact	750V rms min. @ sea level
Shock Resistance	100m/s <sup>2</sup> for 11ms
Vibration Resistance	1.50mm double amplitude 10-40Hz
Terminal (Copper Alloy) Strength	10N
Operating Temperature	-40 °C to + 85 °C
Storage Temperature	-40 °C to + 155 °C
Solderability	230 °C $\pm$ 2 °C for 10 $\pm$ 0.5s
Weight	10g

Distributor: Electro-Stock [www.electrostock.com](http://www.electrostock.com) Tel: 630-682-1542 Fax: 630-682-1562

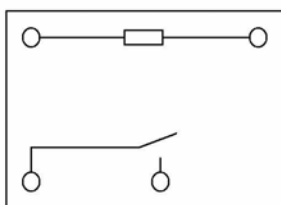
## ORDERING INFORMATION

<b>1. Series:</b>	WJ111	1A	S	12VDC	.45
WJ111					
<b>2. Contact Arrangement:</b>					
1A = SPST N.O.					
1C = SPDT (only available with .45W coil)					
<b>3. Sealing Options:</b>					
S = Sealed					
<b>4. Coil Voltage:</b>					
5VDC					
6VDC					
9VDC					
12VDC					
18VDC					
24VDC					
48VDC					
100VDC					
<b>5. Coil Power:</b>					
.20 = .20W (Only available with 1A contacts)					
.25 = .25W (Used with 48VDC coil only)					
.45 = .45W					
.60 = .60W (Used with 100VDC coil only)					

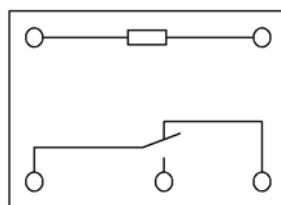
## DIMENSIONS (Units = mm)



## SCHEMATICS & PC LAYOUTS (BOTTOM VIEWS)



1A



1C

