

Distributor: Electro-Stock www.electrostock.com Tel: 630-682-1542 Fax: 630-682-1562

FEATURES:

- Switching capacity up to 10A
- Low profile and narrow width
- High dielectric strength
- Withstands up to 10kV surge

 **E197851**



24.7 x 10.5 x 25.1 mm

CONTACT DATA

Contact Arrangement	1A = SPST N.O. 1C = SPDT
Contact Rating	10A @ 250VAC & 30VDC TV-5
Contact Resistance	< 50 milliohms initial
Contact Material	AgSnO ₂
Maximum Switching Power	300W, 2500VA
Maximum Switching Voltage	300VAC, 110VDC
Maximum Switching Current	10A

COIL DATA

Coil Voltage VDC		Coil Resistance $\Omega \pm 10\%$		Pick Up Voltage VDC (max)	Release Voltage VDC (min)	Coil Power W	Operate Time ms	Release Time ms
Rated	Max.	.25W	.53W	75% of rated voltage	10% of rated voltage	.25 & .53	15	5
5	6.5	100	47	3.75	0.5			
6	7.8	145	68	4.50	0.6			
9	11.7	325	155	6.75	0.9			
12	15.6	575	270	9.00	1.2			
18	23.4	1300	620	13.50	1.8			
24	31.2	2310	1080	18.00	2.4			
48	62.4	9210	4400	36.00	4.8			

CAUTION:

1. The use of any coil voltage less than the rated coil voltage may compromise the operation of the relay.
2. Pickup and release voltages are for test purposes only and are not to be used as design criteria.

GENERAL DATA

Electrical Life @ rated load	100K cycles, typical
Mechanical Life	10M cycles, typical
Insulation Resistance	100M Ω min @ 500VDC
Dielectric Strength, Coil to Contact	4000V rms min. @ sea level
Contact to Contact	1000V rms min. @ sea level
Shock Resistance	200m/s ² for 11ms
Vibration Resistance	1.50mm double amplitude 10-40Hz
Operating Temperature	-40 °C to + 85 °C
Storage Temperature	-40 °C to + 155 °C
Solderability	230 °C \pm 2 °C for 10 \pm 0.5s
Weight	12g

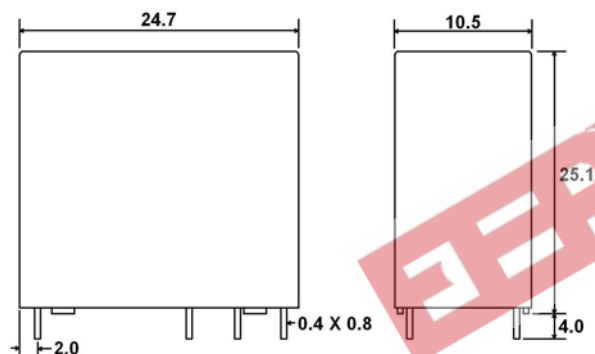


WJ116

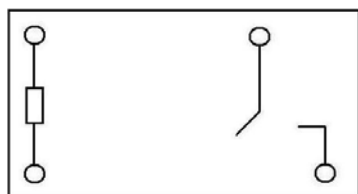
ORDERING INFORMATION

1. Series:	WJ116	1C	S	12VDC	.25
WJ117F					
2. Contact Arrangement:					
1A = SPST N.O.					
1C = SPDT					
3. Sealing Options:					
S = Sealed					
4. Coil Voltage:					
5VDC					
6VDC					
9VDC					
12VDC					
18VDC					
24VDC					
48VDC					
5. Coil Power:					
.25 = .25W					
.53 = .53W					

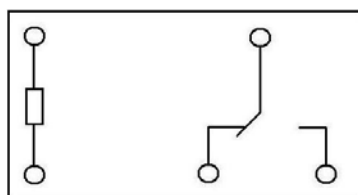
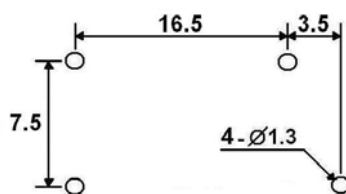
DIMENSIONS (Units = mm)



SCHEMATICS & PC LAYOUTS (BOTTOM VIEWS)



1A



1C

