

FEATURES:

- Switching capacity up to 10A
- PC pin terminals
- Uses include household appliances
- High inrush capability
- Strong resistance to shock and vibration

 **E197852**



22.5 x 12.5 x 19.0 mm

CONTACT DATA

Contact Arrangement	1A = SPST N.O. 1C = SPDT
Contact Rating	10A @ 125VAC resistive 5A @ 250VAC resistive
Contact Resistance	< 50 milliohms initial
Contact Material	AgSnO ₂
Maximum Switching Power	1250 VA
Maximum Switching Voltage	300VAC
Maximum Switching Current	10A

DC COIL DATA

Coil Voltage VDC		Coil Resistance $\Omega \pm 10\%$	Pick Up Voltage VDC (max) 75% of rated voltage	Release Voltage VDC (min) 5% of rated voltage	Coil Power W	Operate Time ms	Release Time ms
Rated	Max.	.36W			.36	10	10
6	7.8	100	4.50	.30			
12	15.6	400	9.00	.60			
24	31.2	1600	18.00	1.2			

CAUTION:

1. The use of any coil voltage less than the rated coil voltage may compromise the operation of the relay.
2. Pickup and release voltages are for test purposes only and are not to be used as design criteria.

GENERAL DATA

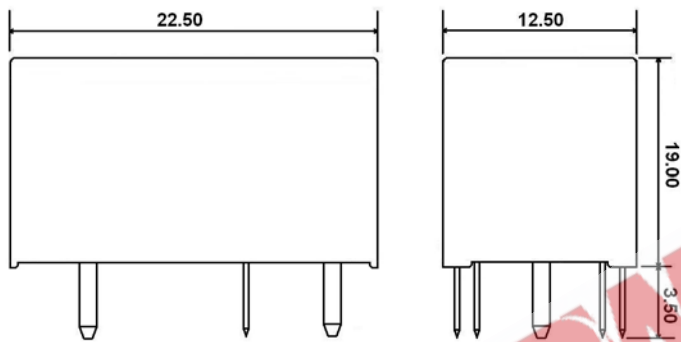
Electrical Life @ rated load	100K cycles, typical
Mechanical Life	10M cycles, typical
Insulation Resistance	100M Ω min @ 500VDC
Dielectric Strength, Coil to Contact	2000V rms min. @ sea level
Contact to Contact	1000V rms min. @ sea level
Shock Resistance	100m/s ² for 11ms
Vibration Resistance	1.5mm double amplitude 10-40Hz
Terminal (Copper Alloy) Strength	5N
Operating Temperature	-30 °C to + 55 °C
Storage Temperature	-40 °C to + 85 °C
Solderability	230 °C \pm 2 °C for 10 \pm 0.5s
Weight	8.6g

Distributor: [Electro-Stock www.electrostock.com](http://www.electrostock.com) Tel: 630-682-1542 Fax: 630-682-1562

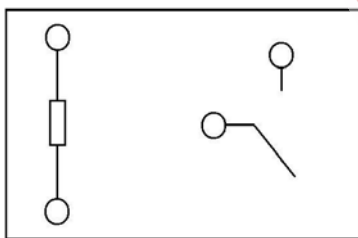
ORDERING INFORMATION

1. Series: WJ127	WJ127	1A	S	12VDC
2. Contact Arrangement: 1A = SPST N.O. 1C = SPDT				
3. Sealing Options: S = Sealed (standard) C = Dust Cover				
4. Coil Voltage: 6VDC 12VDC 24VDC				

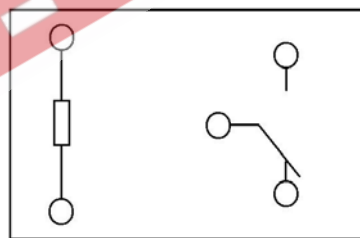
DIMENSIONS (Units = mm)



SCHEMATICS & PC LAYOUTS (BOTTOM VIEWS)



1A



1C

