

## FEATURES:

- Switching capacity up to 25A
- PC pins and quick connect terminals
- Uses include household appliances
- High inrush capability
- Strong resistance to shock and vibration

 **E197852**



30.5 x 15.8 x 26.8 (36.5) mm

## CONTACT DATA

Contact Arrangement	1A = SPST N.O.
Contact Rating	25A @ 277VAC Resistive 20A @ 250VAC General Purpose 1-1/2 hp @ 250VAC 1hp @ 125VAC
Contact Resistance	< 50 milliohms initial
Contact Material	AgSnO <sub>2</sub>
Maximum Switching Power	6380 VA
Maximum Switching Voltage	300VAC
Maximum Switching Current	25A

## COIL DATA

Coil Voltage VDC		Coil Resistance $\Omega \pm 10\%$	Pick Up Voltage VDC (max) 75% of rated voltage	Release Voltage VDC (min) 5% of rated voltage	Coil Power W	Operate Time ms	Release Time ms
Rated	Max.						
5	6.5	.9W	3.75	.25	.9	20	10
6	7.8	28	4.50	.30			
9	11.7	40	6.75	.45			
12	15.6	90	9.00	.60			
24	31.2	160	18.00	1.2			
48	62.4	640	36.00	2.4			
110	142.8	2560	82.50	5.5			
		13444					

## CAUTION:

1. The use of any coil voltage less than the rated coil voltage may compromise the operation of the relay.
2. Pickup and release voltages are for test purposes only and are not to be used as design criteria.

## GENERAL DATA

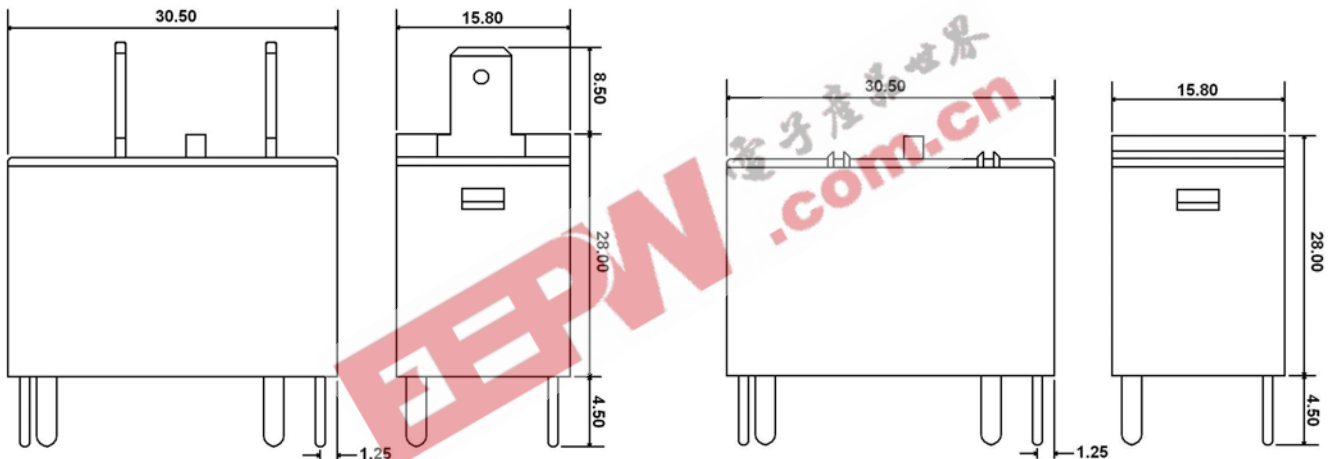
Electrical Life @ rated load	100K cycles, typical
Mechanical Life	10M cycles, typical
Insulation Resistance	100M $\Omega$ min @ 500VDC
Dielectric Strength, Coil to Contact	2000V rms min. @ sea level
Contact to Contact	1000V rms min. @ sea level
Shock Resistance	100m/s <sup>2</sup> for 11ms
Vibration Resistance	1.5mm double amplitude 10-40Hz
Terminal (Copper Alloy) Strength	10N
Operating Temperature	-30 °C to + 55 °C
Storage Temperature	-40 °C to + 85 °C
Solderability	230 °C $\pm$ 2 °C for 10 $\pm$ 0.5s
Weight	28g

Distributor: Electro-Stock [www.electrostock.com](http://www.electrostock.com) Tel: 630-682-1542 Fax: 630-682-1562

## ORDERING INFORMATION

<b>1. Series:</b>	WJ119	1A	12VDC
WJ119			
<b>2. Contact Arrangement:</b>	1A = SPST N.O.		
<b>3. Terminal Options:</b>	Blank = Quick Connects and PC Pins P = PC Pins Only		
<b>4. Coil Voltage:</b>	5VDC 6VDC 9VDC 12VDC 24VDC 48VDC 110VDC		

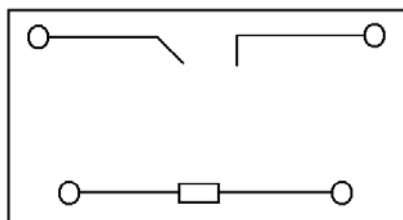
## DIMENSIONS (Units = mm)



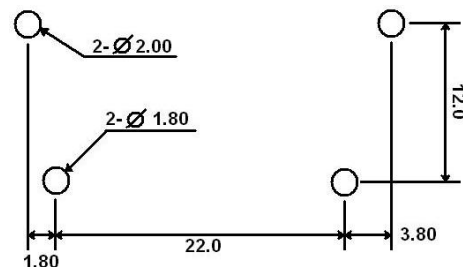
**QUICK CONNECT TERMINALS  
AND PC PINS**

**P = PC PINS ONLY**

## SCHEMATICS & PC LAYOUTS (BOTTOM VIEWS)



**1A**



**\*\* The contacts are connected to the quick connect terminals on top of the relay as well as the PC terminals.**