

FEATURES:

- Switching capacity up to 20A
- PC pins and quick connect terminals
- Uses include household appliances
- High inrush capability
- Strong resistance to shock and vibration



UL US **E197851**

30.0 x 15.6 x 23.3 (33.0) mm

CONTACT DATA

Contact Arrangement	1A = SPST N.O.
Contact Rating	20A @ 250VAC general purpose
Contact Resistance	< 50 milliohms initial
Contact Material	AgSnO ₂
Maximum Switching Power	5000 VA
Maximum Switching Voltage	300VAC
Maximum Switching Current	20A

DC COIL DATA

Coil Voltage VDC		Coil Resistance $\Omega \pm 10\%$	Pick Up Voltage VDC (max)	Release Voltage VDC (min)	Coil Power W	Operate Time ms	Release Time ms
Rated	Max.		75% of rated voltage	10% of rated voltage			
		.9W			.9	20	10
5	6.5	28	3.75	.50			
6	7.8	40	4.50	.60			
9	11.7	90	6.75	.90			
12	15.6	160	9.00	1.2			
24	31.2	640	18.00	2.4			
48	62.4	4267	36.00	3.6			

CAUTION:

1. The use of any coil voltage less than the rated coil voltage may compromise the operation of the relay.
2. Pickup and release voltages are for test purposes only and are not to be used as design criteria.

GENERAL DATA

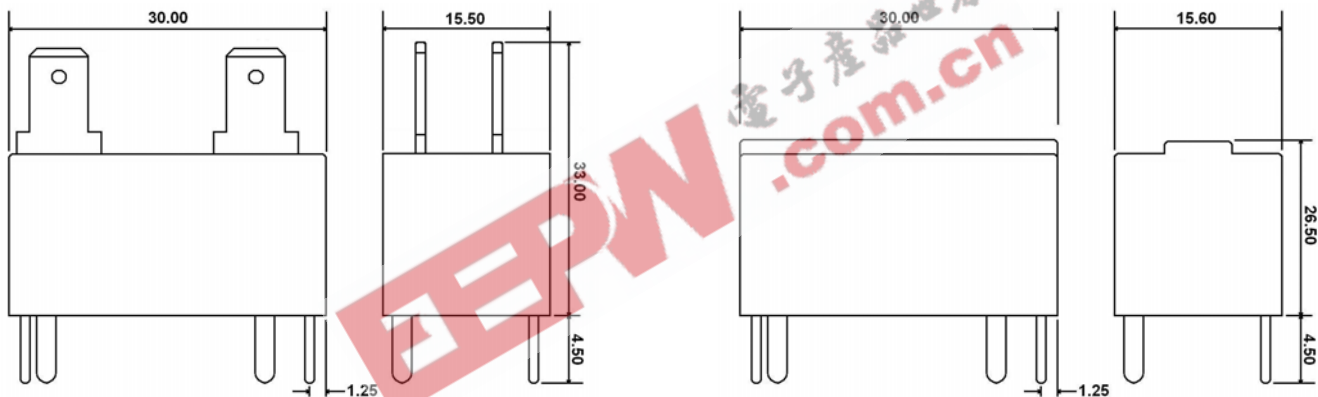
Electrical Life @ rated load	100K cycles, typical
Mechanical Life	10M cycles, typical
Insulation Resistance	100M Ω min @ 500VDC
Dielectric Strength, Coil to Contact	4500V rms min. @ sea level
Contact to Contact	1500V rms min. @ sea level
Shock Resistance	200m/s ² for 11ms
Vibration Resistance	1.5mm double amplitude 10-40Hz
Terminal (Copper Alloy) Strength	10N
Operating Temperature	-30 °C to + 55 °C
Storage Temperature	-40 °C to + 85 °C
Solderability	230 °C \pm 2 °C for 10 \pm 0.5s
Weight	23g

Distributor: Electro-Stock www.electrostock.com Tel: 630-682-1542 Fax: 630-682-1562

ORDERING INFORMATION

1. Series:	WJ120	1A	S	12VDC
WJ120				
2. Contact Arrangement:	1A = SPST N.O.			
3. Sealing Options:	S = Sealed (only available with PC pins) C = Dust Cover			
4. Coil Voltage:	5VDC 6VDC 9VDC 12VDC 24VDC 48VDC			
5. Terminal Options:	Blank = PC Pins and Quick Connect Terminals P = PC Pins only			

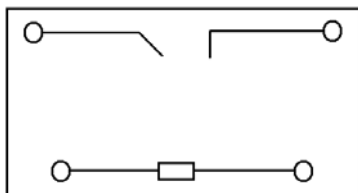
DIMENSIONS (Units = mm)



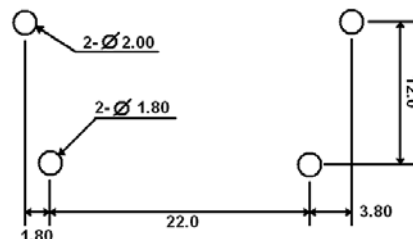
**QUICK CONNECT TERMINALS
AND PC PINS**

P = PC PINS ONLY

SCHEMATICS & PC LAYOUTS (BOTTOM VIEWS)



1A



**** The contacts are connected to the quick connect terminals on top of the relay as well as the PC terminals.**