

FEATURES:

- Switching capacity up to 10A
- Low profile and narrow width
- High dielectric strength
- Withstands up to 10kV surge



24.7 x 10.5 x 25.1 mm

CONTACT DATA

| | |
|---------------------------|------------------------------|
| Contact Arrangement | 1A = SPST N.O. 1C = SPDT |
| Contact Rating | 10A @ 250VAC & 30VDC TV-5 |
| Contact Resistance | < 50 milliohms initial |
| Contact Material | AgSnO ₂ |
| Maximum Switching Power | 300W, 2500VA |
| Maximum Switching Voltage | 300VAC, 110VDC |
| Maximum Switching Current | 10A |

COIL DATA

| Coil Voltage VDC | | Coil Resistance Ω ± 10% | | Pick Up Voltage VDC (max) | Release Voltage VDC (min) | Coil Power W | Operate Time ms | Release Time ms |
|------------------|------|-------------------------|------|---------------------------|---------------------------|--------------|-----------------|-----------------|
| Rated | Max. | .25W | .53W | 75% of rated voltage | 10% of rated voltage | | | |
| 5 | 6.5 | 100 | 47 | 3.75 | 0.5 | .25 & .53 | 15 | 5 |
| 6 | 7.8 | 145 | 68 | 4.50 | 0.6 | | | |
| 9 | 11.7 | 325 | 155 | 6.75 | 0.9 | | | |
| 12 | 15.6 | 575 | 270 | 9.00 | 1.2 | | | |
| 18 | 23.4 | 1300 | 620 | 13.50 | 1.8 | | | |
| 24 | 31.2 | 2310 | 1080 | 18.00 | 2.4 | | | |
| 48 | 62.4 | 9210 | 4400 | 36.00 | 4.8 | | | |

CAUTION:

1. The use of any coil voltage less than the rated coil voltage may compromise the operation of the relay.
2. Pickup and release voltages are for test purposes only and are not to be used as design criteria.

GENERAL DATA

| | |
|--------------------------------------|---------------------------------|
| Electrical Life @ rated load | 100K cycles, typical |
| Mechanical Life | 10M cycles, typical |
| Insulation Resistance | 100MΩ min @ 500VDC |
| Dielectric Strength, Coil to Contact | 4000V rms min. @ sea level |
| Contact to Contact | 1000V rms min. @ sea level |
| Shock Resistance | 200m/s ² for 11ms |
| Vibration Resistance | 1.50mm double amplitude 10-40Hz |
| Operating Temperature | -40 °C to + 85 °C |
| Storage Temperature | -40 °C to + 155 °C |
| Solderability | 230 °C ± 2 °C for 10 ± 0.5s |
| Weight | 12g |

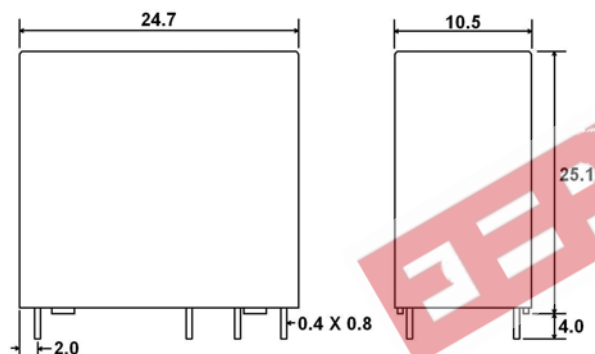


WJ116

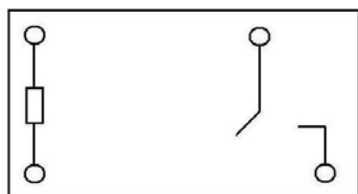
ORDERING INFORMATION

| | | | | | |
|--------------------------------|-------|----|---|-------|-----|
| 1. Series: | WJ116 | 1C | S | 12VDC | .25 |
| WJ117F | | | | | |
| 2. Contact Arrangement: | | | | | |
| 1A = SPST N.O. | | | | | |
| 1C = SPDT | | | | | |
| 3. Sealing Options: | | | | | |
| S = Sealed | | | | | |
| 4. Coil Voltage: | | | | | |
| 5VDC | | | | | |
| 6VDC | | | | | |
| 9VDC | | | | | |
| 12VDC | | | | | |
| 18VDC | | | | | |
| 24VDC | | | | | |
| 48VDC | | | | | |
| 5. Coil Power: | | | | | |
| .25 = .25W | | | | | |
| .53 = .53W | | | | | |

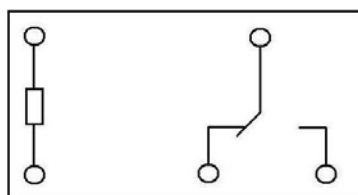
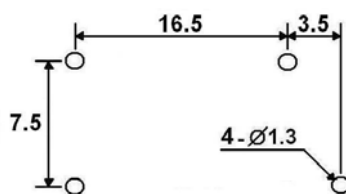
DIMENSIONS (Units = mm)



SCHEMATICS & PC LAYOUTS (BOTTOM VIEWS)



1A



1C

