

Distributor: [Electro-Stock www.electrostock.com](http://www.electrostock.com) Tel: 630-682-1542 Fax: 630-682-1562

FEATURES:

- High sensitivity
- Super light weight
- Low coil power consumption
- PC board mounting
- Ideal for high density mounting

 **E197851**



15.5 x 10.5 x 11.5 mm

CONTACT DATA

Contact Arrangement	1A = SPST N.O. 1B = SPST N.C. 1C = SPDT
Contact Rating	1A & 3A @ 125VAC, 30VDC 5A @ 125VAC, 30VDC 270VA, 120VAC
Contact Resistance	< 50 milliohms initial
Contact Material	AgNi + Au
Maximum Switching Power	150W
Maximum Switching Voltage	300VAC, 150VDC
Maximum Switching Current	5A

COIL DATA

Coil Voltage VDC		Coil Resistance $\Omega \pm 10\%$			Pick Up Voltage VDC (max)	Release Voltage VDC (min)	Coil Power W	Operate Time ms	Release Time ms
Rated	Max.	.20W	.36W	.45W	75% of rated voltage	10% of rated voltage			
3	3.9	45	25	20	2.25	0.3	.20 .36 .45	5	5
5	6.5	125	75	56	3.75	0.5			
6	7.8	180	100	80	4.50	0.6			
9	11.7	405	225	180	6.75	0.9			
12	15.6	720	400	320	9.00	1.2			
24	31.2	2880	1600	1280	18.00	2.4			

CAUTION:

1. The use of any coil voltage less than the rated coil voltage may compromise the operation of the relay.
2. Pickup and release voltages are for test purposes only and are not to be used as design criteria.

GENERAL DATA

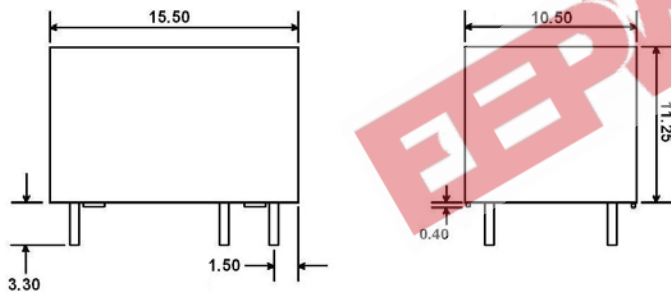
Electrical Life @ rated load	100K cycles, typical
Mechanical Life	10M cycles, typical
Insulation Resistance	100M Ω min @ 500VDC
Dielectric Strength, Coil to Contact	1250V rms min. @ sea level
Contact to Contact	500V rms min. @ sea level
Shock Resistance	100m/s ² for 11ms
Vibration Resistance	1.50mm double amplitude 10-40Hz
Terminal (Copper Alloy) Strength	5N
Operating Temperature	-40 °C to + 85 °C
Storage Temperature	-40 °C to + 155 °C
Solderability	230 °C \pm 2 °C for 10 \pm 0.5s
Weight	3.5g

Distributor: Electro-Stock www.electrostock.com Tel: 630-682-1542 Fax: 630-682-1562

ORDERING INFORMATION

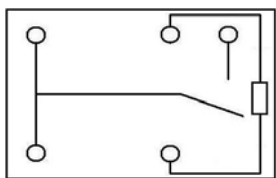
1. Series:	WJ102	1C	S	3	12VDC	.45
WJ102 (6 pin configuration) STD						
WJ102K (5 pin configuration)						
2. Contact Arrangement:						
1A = SPST N.O.						
1B = SPST N.C.						
1C = SPDT						
3. Sealing Options:						
S = Sealed						
4. Contact Options:						
1 = 1 Amp (Requires .2, .36, or .45 Watt coil)						
3 = 3 Amp (Requires .2, .36, or .45 Watt coil)						
5 = 5 Amp (Requires .45 Watt coil)						
5. Coil Voltage:						
3VDC						
5VDC						
6VDC						
9VDC						
12VDC						
24VDC						
6. Coil Power:						
.20 = .20W						
.36 = .36W						
.45 = .45W						

DIMENSIONS (Units = mm)

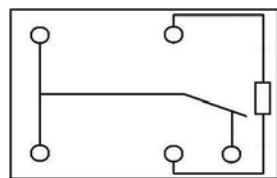


SCHEMATICS & PC LAYOUTS (BOTTOM VIEWS)

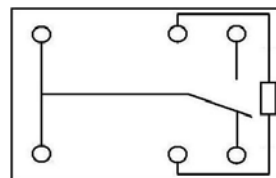
WJ102



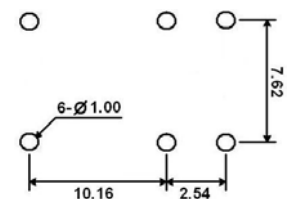
1A



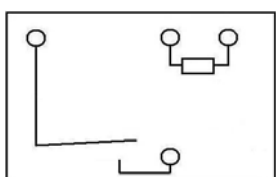
1B



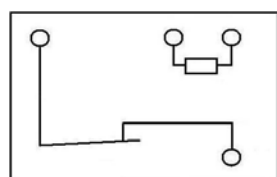
1C



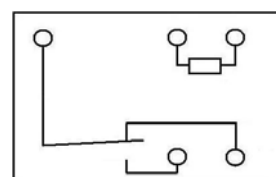
WJ102K



1A



1B



1C

