

Distributor: [Electro-Stock www.electrostock.com](http://www.electrostock.com) Tel: 630-682-1542 Fax: 630-682-1562

**FEATURES:**

- Switching capacity up to 10A
- Small size and light weight
- Low coil power consumption
- High contact load
- Strong resistance to shock and vibration



**UL** <sup>us</sup> **E197851**

27.0 x 21.0 x 35.0 mm

## CONTACT DATA

Contact Arrangement	1A, 1B, 1C = SPST N.O., SPST N.C., SPDT 2A, 2B, 2C = DPST N.O., DPST N.C., DPDT 3A, 3B, 3C = 3PST N.O., 3PST N.C., 3PDT 4A, 4B, 4C = 4PST N.O., 4PST N.C., 4PDT
Contact Rating	1, 2, & 3 Pole: 10A @ 220VAC & 28VDC 4 Pole: 5A @ 220VAC & 28VDC
Contact Resistance	< 50 milliohms initial
Contact Material	AgCdO
Maximum Switching Power	1C: 280W, 2200VA 2C: 280W, 2200VA 3C: 280W, 2200VA 4C: 140W, 1100VA
Maximum Switching Voltage	300VAC
Maximum Switching Current	10A

## DC COIL DATA

Coil Voltage VDC		Coil Resistance $\Omega \pm 10\%$	Pick Up Voltage VDC (max)	Release Voltage VDC (min)	Coil Power W	Operate Time ms	Release Time ms
Rated	Max.		75% of rated voltage	10% of rated voltage			
6	6.6	40	4.5	0.6	.9	25	25
12	13.2		9.0	1.2			
24	26.4		18.0	2.4			
36	39.6		27.0	3.6			
48	52.8		36.0	4.8			
110	121.0		82.5	11.0			

## AC COIL DATA

Coil Voltage VAC		Coil Resistance $\Omega \pm 10\%$	Pick Up Voltage VAC (max)	Release Voltage VAC (min)	Coil Power VA	Operate Time ms	Release Time ms
Rated	Max.		80% of rated voltage	30% of rated voltage			
6	6.6	11.5	4.8	1.8	1.2	25	25
12	13.2		9.6	3.6			
24	26.4		19.2	7.2			
36	39.6		28.8	10.8			
48	52.8		38.4	14.4			
110	121.0		88.0	33.0			
120	132.0		96.0	36.0			
220	252.0		176.0	66.0			

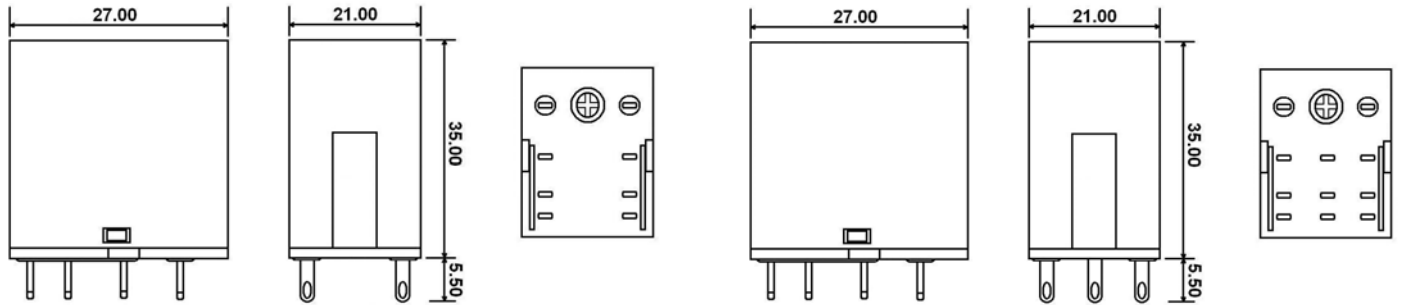
## GENERAL DATA

Electrical Life @ rated load	500K cycles (1 & 2 pole), 200K cycles (3 pole), 100K cycles (4 pole), typical
Mechanical Life	20M cycles (1 & 2 pole), 10M cycles (3 & 4 pole), typical
Insulation Resistance	100M $\Omega$ min @ 500VDC
Dielectric Strength, Coil to Contact	1500V rms min. @ sea level
Contact to Contact	1500V rms min. @ sea level
Shock Resistance	100m/s <sup>2</sup> for 11ms
Vibration Resistance	1.27mm double amplitude 10-40Hz
Terminal (Copper Alloy) Strength	10N
Operating Temperature	-40 °C to + 85 °C
Storage Temperature	-40 °C to + 155 °C
Solderability	230 °C $\pm$ 2 °C for 10 $\pm$ 0.5s
Weight	32g

## ORDERING INFORMATION


<b>1. Series:</b>	WJ152	3C	T	12VDC
<b>2. Contact Arrangement:</b>	<ul style="list-style-type: none"> <li>1A, 1B, 1C</li> <li>2A, 2B, 2C</li> <li>3A, 3B, 3C</li> <li>4A, 4B, 4C</li> </ul>			
<b>3. Termination:</b>	<ul style="list-style-type: none"> <li>T = Solder lugs / Plug-in</li> <li>F = Solder Lugs / Plug-in with Flange</li> <li>P = PC Pins</li> </ul>			
<b>4. Coil Voltage:</b>	<ul style="list-style-type: none"> <li>6VDC</li> <li>12VDC</li> <li>24VDC</li> <li>36VDC</li> <li>48VDC</li> <li>110VDC</li> <li>6VAC</li> <li>12VAC</li> <li>24VAC</li> <li>36VAC</li> <li>48VAC</li> <li>110VAC</li> <li>120VAC</li> <li>220VAC</li> </ul>			
<b>5. Optional LED:</b>	<ul style="list-style-type: none"> <li>Blank = No Indicator LED</li> <li>D = With Indicator LED</li> </ul>			
<b>6. Sealing Option:</b>	<ul style="list-style-type: none"> <li>Blank = Dust Cover (Standard)</li> <li>S = Sealed</li> </ul>			
<b>7. Gold Option:</b>	<ul style="list-style-type: none"> <li>Blank = Standard contacts</li> <li>R = Gold flash over standard contacts</li> </ul>			
<b>8. Optional Push to Test Button:</b>	<ul style="list-style-type: none"> <li>Blank = No Push to Test Button</li> <li>T = With Push to Test Button</li> </ul>			

**DIMENSIONS (Units = mm)**



**1 & 2 POLE**


**3 POLE**



**4 POLE**

**FLANGE MOUNT**

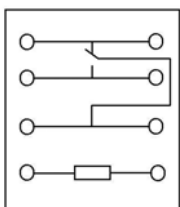
**TERMINATION OPTIONS**



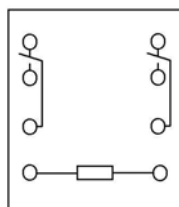
**PC PINS**

**SOLDER TABS**

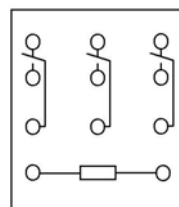
**SCHEMATICS & PC LAYOUTS (BOTTOM VIEWS)**



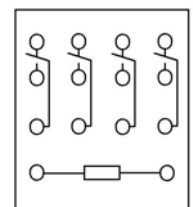
**1C**



**2C**



**3C**



**4C**

